

A white, freestanding bathtub is positioned in a modern bathroom. The bathtub is oval-shaped with a smooth, curved design. It sits on a light-colored, polished floor. Behind the bathtub is a large window with a view of a city skyline, featuring various skyscrapers and buildings. The lighting is bright and natural, suggesting a sunny day. The overall aesthetic is clean, minimalist, and contemporary.

oceania[®]
water • attitude



PERFECTION IN
DESIGN • TECHNOLOGY • FUNCTIONALITY

OCEANIA MEANS CREATIVE INTELLIGENCE

Essential to life, water is the focus of Oceania, which is dedicated to optimizing its presence in the home spa environment.

Oceania innovations set trends. Its premium products stand out for their ingenious and visionary features.

Oceania is a leader in thermoformed acrylic and therapeutic bath systems.

All Oceania products are designed and manufactured in Quebec, Canada, with the greatest respect for the local economy and environment. Perfection in every respect is Oceania's constant concern. What's more, its products are covered by the best guarantee in the industry.



PERFECTION

Elusive in its astonishing mutability, water embodies the perfection of matter itself.

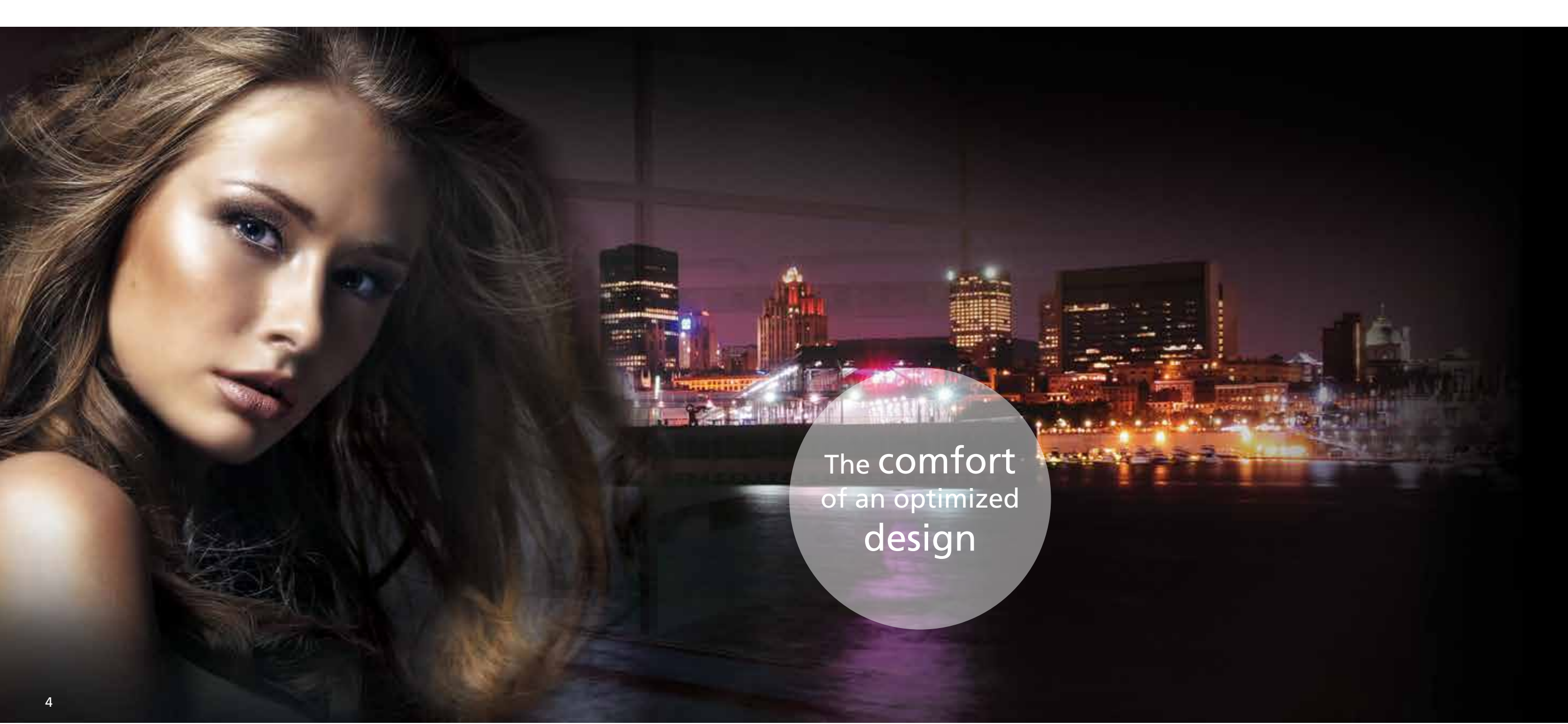
water • attitude

Because water flows, trickles, rushes and swirls.
Because water is restorative, soothing and cleansing.

Because water captivates, entralls and fascinates.
Because water is the source from which life springs.

We, Oceania, strive to reflect the wealth of its blessings.

Water—our inspiration.



The comfort
of an optimized
design

OPTIMALE SERIES

Oceania innovates by creating the Optimale Series, a unique juxtaposed bathtub and shower space concept designed to meet the diverse needs of professional contractors. This innovative and original concept creates a feeling of roominess in the smallest spaces.

ML

LINEAR MOUNTING (ML)

Placed "in-line" with each other, the assembled bath-shower give an urban and contemporary look to small bathrooms.

This clever and functional integrated bath-shower layout, utilizing only the highest quality and most modern materials, provides unmatched comfort.

Depending on the available space, the shower door is available either sliding or hinged.



MA

ANGULAR MOUNTING (MA)

The two elements of this bath-shower combination is characterized by the angle of the shower in relation to the bathtub. The angular design gives trendy style and beauty that is perfect for maximizing available space. The shower is available only with sliding door.

MC

SIDE MOUNTING (MC)

In this advanced design configuration, the bathtub and the shower are arranged one beside the other. This arrangement is ideal for smaller designed bathrooms. Shower is available with either sliding or hinged doors in the desired size.



MP

PARALLEL MOUNTING (MP)

In this advanced design configuration, the bathtub and the shower are arranged in front of the other in this wet room concept. This arrangement is ideal for smaller designed bathrooms. Shower is available with sliding door only.

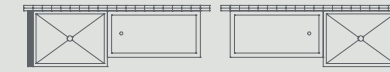


Linear Mounting (ML)

ML1 – 2 dividing walls, 1 on bath and 1 on shower



ML2 – 1 dividing wall on shower



ML3 – 1 dividing wall on bathtub

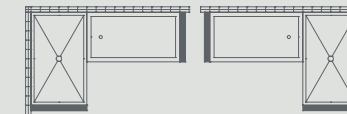


ML4 – No dividing wall

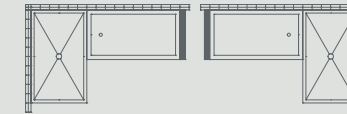


Angular Mounting (MA)

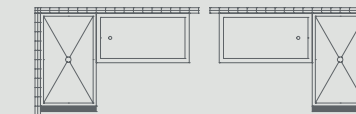
MA1 – 2 dividing walls, 1 on bath and 1 on shower



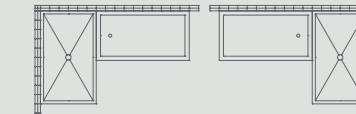
MA2 – 1 dividing wall on bath



MA3 – 1 dividing wall on shower

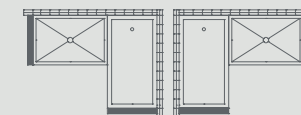


MA4 – No dividing walls

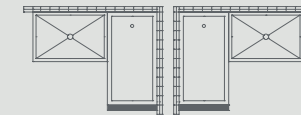


Side Mounting (MC)

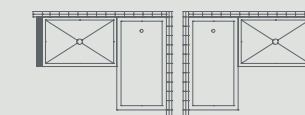
MC1 – 2 dividing walls, 1 on bath and 1 on shower



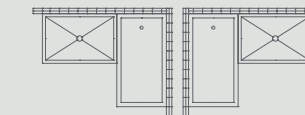
MC2 – 1 dividing wall on bath



MC3 – 1 dividing wall on shower



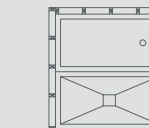
MC4 – No dividing walls




TYPES OF INSTALLATION

The Optimal Series offers over 70 possible configurations to adapt to available bathtub-shower space.

Parallel Mounting (MP)

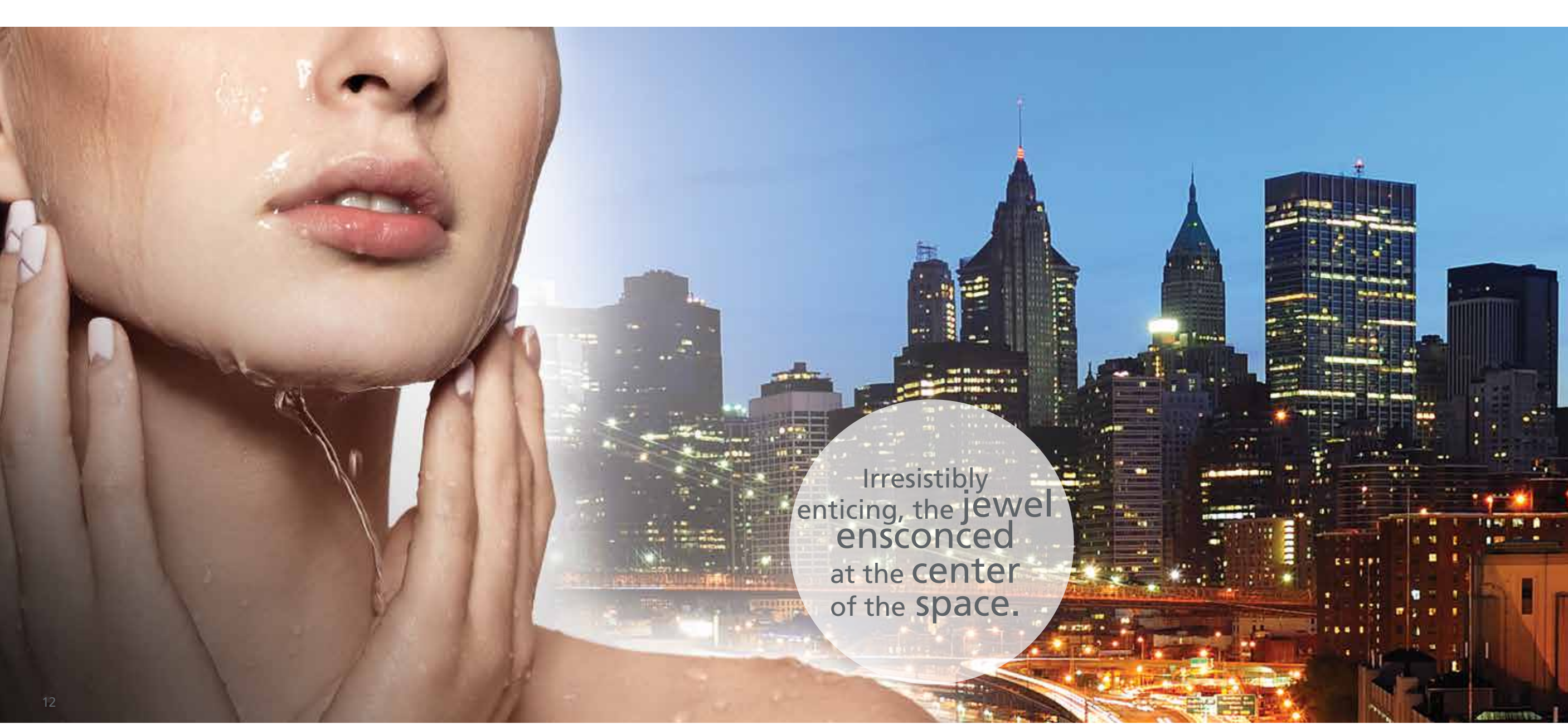




When the rest of the
**world slips
away,** a bath
is at the height of
perfection.

OCEANIA BATHS

The focus on perfection in design, manufacturing excellence, and the lasting beauty of their surfaces results in Oceania setting the benchmark in terms of superior quality baths.



Irresistibly
enticing, the jewel
ensconced
at the center
of the space.

FREESTANDING BATHS



Whether single-piece or skirted, with deck- or floor-mounted faucets, Oceania freestanding baths are available in models to fit your every need: floor mounted, pedestal or claw foot.

Most of our freestanding baths are available as soaking or air baths with optional chromatherapy lights.

EXCEPTIONAL DESIGN

Over the course of many years, Oceania has perfected the design, shapes and looks of its baths to create an extraordinarily broad range of superbly made models to meet today's demands.



Sublime
60" x 32" x 22"
152 x 76 x 56 cm



Essential
65" x 41½" x 24½"
165 x 105 x 62 cm



Albany
61" x 30" x 31" 67" x 32" x 31"
155 x 76 x 79 cm 170 x 81 x 79 cm



Rose 60 and 65
60" x 35" x 21" 152 x 89 x 53 cm
65" x 35" x 21" 165 x 89 x 53 cm



Noble
72" x 35½" x 23½"
183 x 90 x 56 cm



Legende
71" x 41½" x 24"
180 x 105 x 61 cm



Unity 32
60" x 32" x 22"
152 x 76 x 56 cm



Myriad 66 and 72
 66" x 36½" x 27½" 168 x 93 x 70 cm
 72" x 36" x 27½" 183 x 91 x 70 cm



Grace
 72" x 42" x 24" 183 x 107 x 61 cm



Golfe Xtra 66
 66" x 36" x 23½" 168 x 91 x 60 cm



Sophia
 66" x 36" x 23½" 168 x 91 x 59 cm



Juliette 66 and 73
 66" x 40" x 37½" 168 x 102 x 95 cm
 73" x 40" x 36" 185 x 102 x 91 cm



Delphine
 66" x 33" x 31½" 168 x 84 x 80 cm



Suite 2 Sides
 60" x 31" x 22" 152½ x 79 x 56 cm
 66" x 31" x 22" 168 x 79 x 56 cm



Suite 3 Sides
 60" x 31" x 22" 152½ x 79 x 56 cm
 66" x 31" x 22" 168 x 79 x 56 cm



Loft 2 Sides
 60" x 31" x 22" 152½ x 79 x 56 cm
 66" x 31" x 22" 168 x 79 x 56 cm



Loft 3 Sides
 60" x 31" x 22" 152½ x 79 x 56 cm
 66" x 31" x 22" 168 x 79 x 56 cm



Freedom
 72" x 36" x 23" 183 x 91 x 58 cm



Providence
 66" x 36" x 22" 168 x 91 x 56 cm



Lisbon
65" x 29" x 24"
165 x 74 x 61 cm



Kiev
65" x 27" x 23"
166 x 69 x 58 cm



London
59" x 31" x 24½"
150 x 79 x 62 cm



Barcelona
Sizes available
on our website.

DESIGNS OF GREAT INFLUENCE

Influence baths by Oceania are creations at the forefront of design with their European-inspired minimalist styling and ultra- contemporary lines. Influence dictates the cutting-edge trends in upscale acrylic baths.



Milano
67" x 33½" x 27½"
170 x 85 x 70 cm



Vienna
62½" x 26½" x 32"
159 x 68 x 81 cm




Florence
67" x 29" x 29"
170 x 74 x 74 cm



Milano
67" x 33½" x 27½"
170 x 85 x 70 cm



Dublin
59" x 31" x 24"
150 x 79 x 61 cm



To blend into the
surrounding
setting without
relinquishing its own
unique character.

DECK-MOUNT BATHS



Oceania deck-mounted baths are available in a wide variety of models, many of which can be under-mounted. Many of the rectangular designs can also be optioned with the “low profile” look.


There is an extensive choice of configurations in regard to the positioning of drains and the installation of faucets as well as therapeutic systems.

MANY OPTIONS

Intelligent design means all our baths can be fitted with additional features, including Oceania air-jet systems, prized for their unsurpassed level of hygiene.



City 60 and 66
 60" x 30" x 18½" 152 x 76 x 47 cm
 60" x 32" x 18½" 152 x 81 x 47 cm
 66" x 34" x 20½" 168 x 86 x 52 cm

 *available with linear overflow



Legende
 71" x 41½" x 24"
 180 x 105 x 61 cm



Noble
 72" x 35½" x 22"
 183 x 90 x 56 cm



Broadway
 66" x 32" x 23½"
 168 x 81 x 59 cm



Grace
 72" x 42" x 24"
 183 x 107 x 61 cm



Nature
 74" x 42" x 23"
 188 x 107 x 58 cm



Sublime 6030 and 6632
 60" x 30" x 22" 152 x 76 x 56 cm
 66" x 32" x 21½" 168 x 81 x 54 cm



Unity 30 and 32
 60" x 30" x 21½" 152 x 76 x 55 cm
 60" x 32" x 21½" 152 x 81 x 55 cm



Unity 28
 60" x 28" x 21½" 152 x 71 x 55 cm



Sublime 60 and 66
 60" x 32" x 22" 152 x 81 x 56 cm
 66" x 34" x 21" 168 x 86 x 53 cm



Soliste 60 and 66
 60" x 36" x 22" 152 x 91 x 56 cm
 66" x 36" x 22" 168 x 91 x 56 cm



Freedom
 72" x 36" x 21½" 183 x 91 x 54 cm

UNPARALLELED COMFORT

Comfort is one of our top design parameters, involving both the ergonomics of Oceania baths and the functionality of systems and controls.

EVERY TYPE

Extremely versatile Oceania bath designs allow for a wide choice of configurations—freestanding, skirted, deck mounts, corner or alcove—and singular ease of installation.



Liberty relax
72" x 32" x 21½"
183 x 81 x 55 cm



Liberty
72" x 32" x 21½"
183 x 81 x 55 cm



*available with linear overflow


Pure
60" x 30" x 18" 152 x 76 x 46 cm
60" x 32" x 18" 152 x 81 x 46 cm



Rose 60 and 65
60" x 35" x 21" 152 x 89 x 53 cm
65" x 35" x 21" 165 x 89 x 53 cm



Laguna 32 and 34
60" x 32" x 19" 152 x 81 x 48 cm
60" x 34" x 20" 152 x 86 x 51 cm



Essential
65" x 41½" x 24½"
165 x 105 x 62 cm



Loft 1 Side
 60" x 31" x 22" 66" x 31" x 22"
 152½ x 79 x 56 cm 168 x 79 x 56 cm

*available with linear overflow



Providence
 66" x 36" x 21½"
 168 x 91 x 55 cm

**Shown here in Low Profile option



Sakura
 60" x 29½" x 16"
 152 x 75 x 41 cm



Suite 1 Side
 60" x 31" x 22" 66" x 31" x 22"
 152½ x 79 x 56 cm 168 x 79 x 56 cm

*available with linear overflow



Golfe Xtra 66
 66" x 36" x 23½"
 168 x 91 x 59 cm



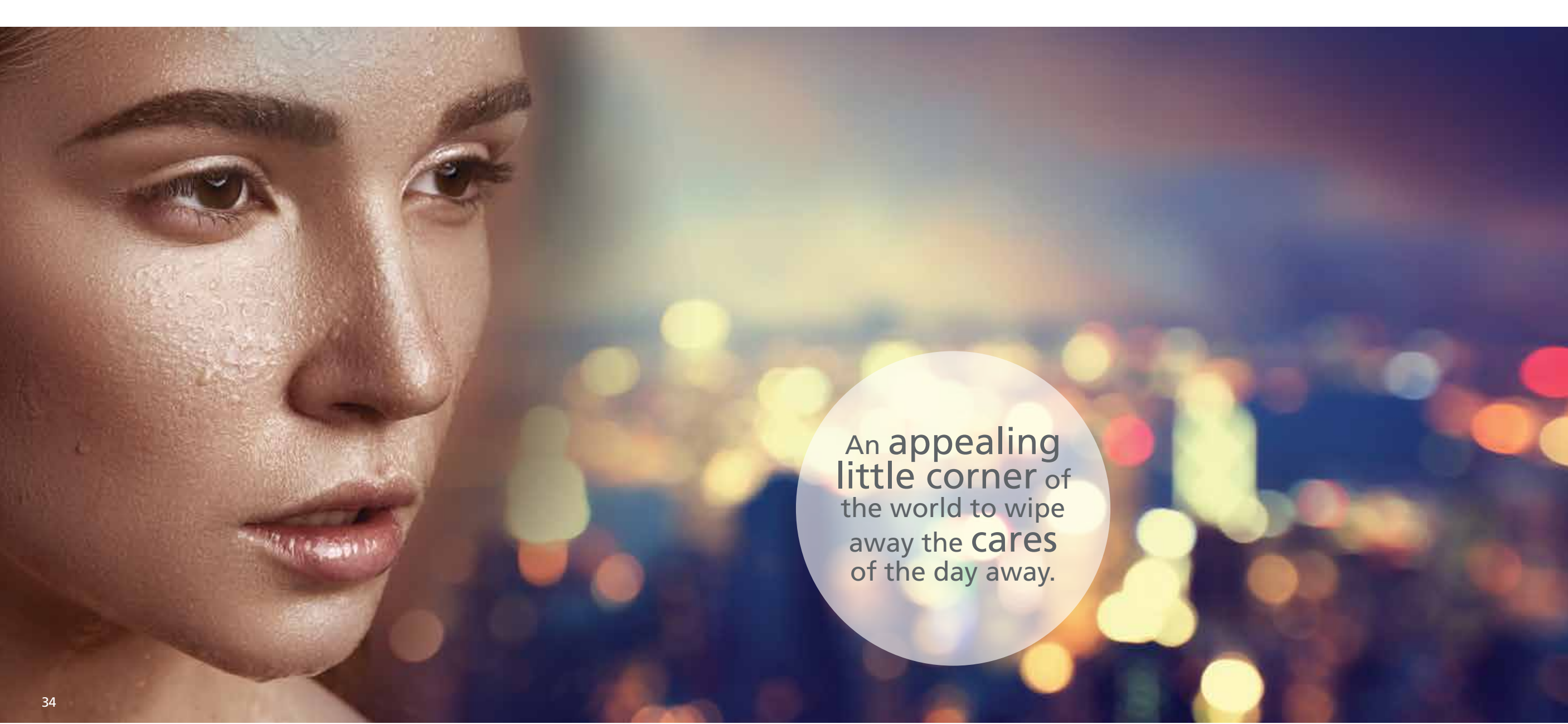
Sophia 66 and 72
 66" x 36" x 23½" 168 x 91 x 59 cm
 72" x 41½" x 23" 183 x 105 x 58 cm



Myriad 66 and 72
 66" x 36½" x 27½" 168 x 93 x 70 cm
 72" x 36" x 27½" 183 x 91 x 70 cm

EVERY STYLE

There are close to 100 models of Oceania baths to suit every type of interior space and decor: classic, traditional, transitional, modern, New Age, minimalist, trendsetting.



An appealing
little corner of
the world to wipe
away the **cares**
of the day away.

CORNER DECK-MOUNT BATHS



Oceania corner baths stand out for their exceptional comfort and spacious interiors. They are available in both single- and two-person models.

All corner baths are available as soakers or air baths with optional chromatherapy.

EVERY CONFIGURATION

For incorporation into a spa environment, in the design of Oceania baths the emphasis has been placed on flexibility, whether in terms of mounting arrangements, positioning drains, faucet installation options or bath type (soaking or air bath).



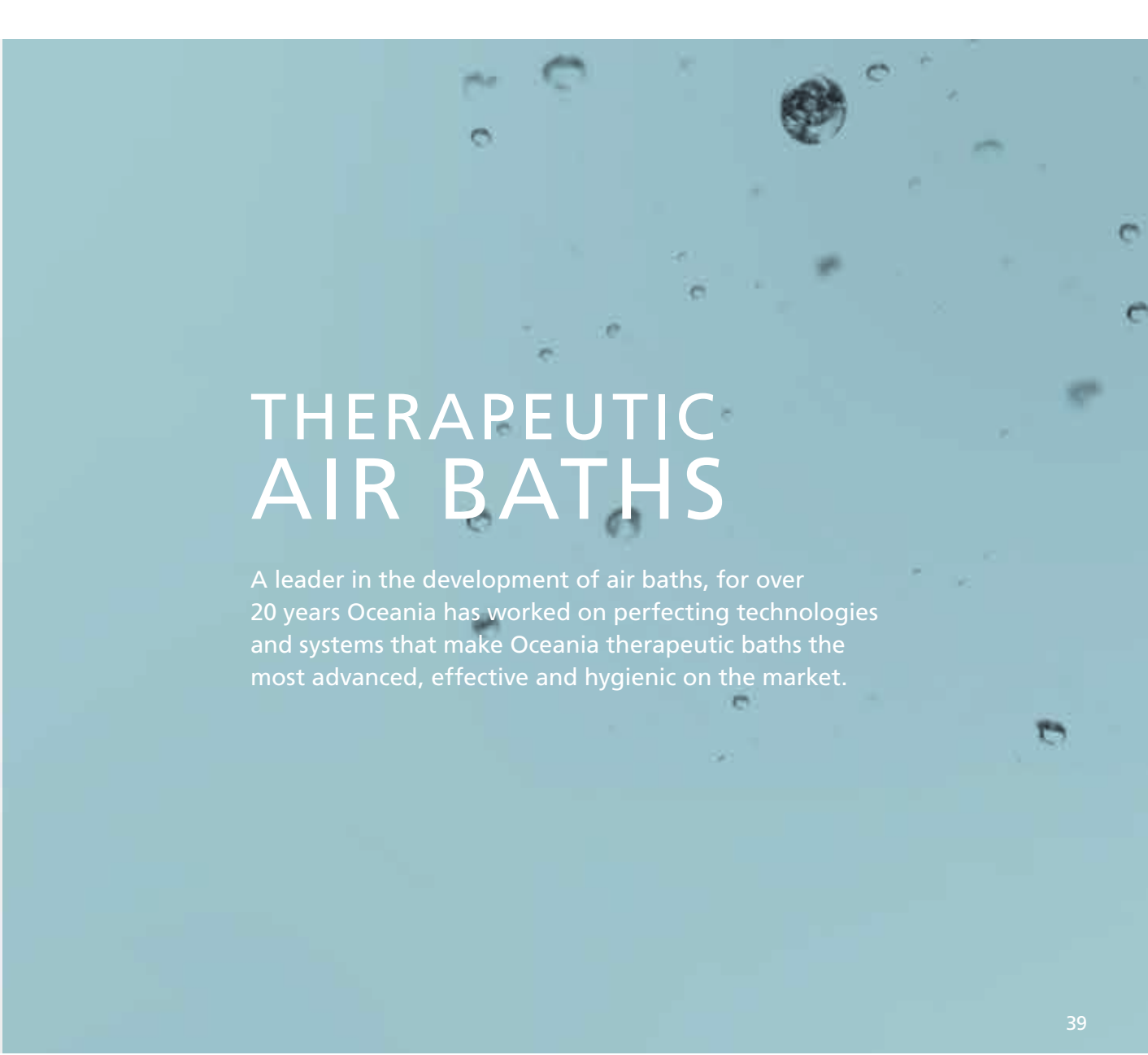
Vallon
55" x 55" x 20½"
140 x 140 x 52 cm



Stephanie
60" x 60" x 22"
152 x 152 x 56 cm



Health is the
effervescence
of the being



THERAPEUTIC AIR BATHS

A leader in the development of air baths, for over 20 years Oceania has worked on perfecting technologies and systems that make Oceania therapeutic baths the most advanced, effective and hygienic on the market.



OCEANIA THERAPEUTIC BATHS

All Oceania baths can be equipped with an air bath therapeutic system and optioned with chromatherapy.

EVERY STANDARD HAS BEEN SURPASSED...

To skillfully fashion a harmonious union of intensity, warmth and relaxation.

To create an environment in which you are gently swathed with a remarkably effective massage.

THE EFFECT

- Skin cleansing
- Muscle relaxation
- Stimulation of circulation and the metabolism
- Energizing of the nervous system
- Relaxation of stress and tension



THE UNIQUE OCEANIA EFFECT


- On the body relaxing
- On health **stimulating**
- On the mind **calming**
- On the self **refocusing**
- On the spa environment **enhancing**
- On one's own personal universe **encompassing**

TECHNOLOGY—WHERE INTELLIGENT DESIGN MAKES ALL THE DIFFERENCE


- Systems including up to 72 hot-air jets
- Sloped air channels of a design unique to Oceania ensuring 100% drainage and moisture sensors* guaranteeing a level of hygiene absolutely unmatched in the industry
- Installation on vibration-absorbing adjustable feet for ultra-silent operation
- The most stringent testing in the industry, plus structures and systems on all standard models that are covered by a 20-year limited warranty

*Except in the case of the Comfort Air™ system, available only in North America


THERAPEUTIC AIR SYSTEMS EXCLUSIVE CONFIGURATIONS



COMFORT AIR™
Entry-level therapeutic system with up to 60 Easy Clean™ flush hot-air jets and electronic controls. Does not include moisture sensors and uses a standard blower.
(Only available in North America.)



AEROMASSAGE™
Therapeutic system with 30 to 60 Easy Clean™ flush hot-air jets strategically placed along the lower perimeter of the tub. Includes moisture sensors along with Oceania's exclusive extended-life blower.



SUPER AEROMASSAGE™
Includes the AeroMassage system, but with an extra 12 Easy Clean™ flush hot-air jets positioned in the bottom of the tub.

CHROMATHERAPY



Chromatherapy is based on the principle that colors, which possess various soothing and revitalizing properties, have a beneficial effect on people. Oceania's 20-LED system enables you to utilize various colors to add a new dimension to your therapeutic bath experience.

NANO SENS



OXYGEN

The highly oxygenated water produced by our Oceania Nano Sens system will increase the skin cell regeneration process and stimulate the natural collagen production, leaving you with a radiant and glowing skin.

PURITY

This revolutionary system will deeply clean the skin by exfoliating and removing the impurities within the skin pores.

ANTI AGING

Our Oceania Nano Sens system cleanses, hydrates, revitalizes and tightens the skin. It will help fade the look of fine lines and wrinkles, revealing an improved, moisturized skin for a truly rejuvenated skin.

NANO SENS

Micro bubbles are 10 microns in diameter, which is five times smaller than skin pores that are 50 microns. Since they are smaller, the bubbles enter all the skin pores to fully remove impurities, clean and exfoliate the skin.

Human body needs water and oxygen. Once deeply cleaned, the skin will absorb a maximum of these elements, enhancing the skin cells health and growth, and encouraging the release of toxins.




Micro bubble (0.01mm) Skin pore (0.05mm) Typical bubble (2mm)



Oceania Nano Sens system combines water with pressurized ambient air. A pressure pump propels the mixture into a patented fitting that breaks down each air bubble into micro bubbles, creating a dense white cloud within the bath water.

MILLIONS OF OXYGEN-RICH MICRO BUBBLES THAT WILL MAKE YOU FEEL BETTER AND LOOK YOUNGER BY MOISTURIZING AND EXFOLIATING YOUR SKIN.



At times
a **cascade**,
at times a
gentle **mist**;
behind the glass,
water flows.

OCEANIA SHOWERS

Professional installers laud Oceania showers for a reason. They are the product of the application of intelligent engineering from inception, ensuring their quality in terms of components exceeding standards, unrivaled precision of assembly, and structural integrity guaranteeing uncommon durability.

ADVANCED DESIGN. TECHNICAL PERFECTION.

For Oceania, today's shower has become an architectural component, a tool for health, a reflection of a lifestyle. That's why we put so much creativity into designing our glass shower enclosures.

GLASS DOORS

Sliding doors and panels made of 3/8-inch-thick tempered glass. Exclusive Oceania Clear View™ water-repellent treatment.

MECHANISMS

Oversized glides for effortless sliding motion. Shock-resistant reinforced stops. Bolted hinges.

STRUCTURE

Extremely rigid structure. Reinforcement bars. 100% Lucite XL™ acrylic one-piece molded bases with composite reinforcements.





California PR2



California PB1



California PB2



FP32



FP32R

CONTEMPORARY DESIGN - DURABILITY

Oceania one- or two-piece acrylic shower enclosures feature sleek contemporary styling and low-profile sills.

PREMIUM-QUALITY DOORS

Their quick-release clear or frosted glass sliding doors are mounted on gravity drain slide rails that do not retain any water, ensuring optimum hygiene.

PRACTICAL CONFIGURATIONS

A number of our acrylic shower enclosures are available in rounded or "Neo-Angled" configurations.



Avalanche 36



Poseidon 32/36



Shower door and base

OCEANIA SHOWER KITS

Oceania shower door and base combinations enable you to quickly create an elegant shower in a tiled corner, even when space is at a premium. They feature quick-release sliding doors, and are available in rounded or "Neo-Angled" configurations.

SHOWER BASES

Rectangular acrylic base, left-hand drain



Rectangular stainless steel base, center drain



36" x 36" x 2 1/2" rounded corner textured base



38" x 38" x 2 1/2" Neo-Angled corner textured base



Poseidon base textured base 36" x 36" x 2 1/2"



LUCITE XL™ ACRYLIC SHOWER BASES

Made of 100% Lucite XL™ acrylic, Oceania shower bases are the product of the same technology used to manufacture our baths, resulting in the same quality surface, rigidity and durability features.

STAINLESS STEEL SHOWER BASES

Their trendsetting metal construction and sleek design make Oceania's exclusive stainless steel shower bases the preferred choice for today's fashionable bathroom. They offer premium showering comfort—much more than ceramic tile—and low-maintenance ease.

QI-100 & QI-105 BATH SCREENS

INGENUITY – FUNCTION

The ideal solution for bath and shower combos, allowing anytime faucet access, the innovative design of the QI-100 and QI-105 screens offers a host of advantages.



QI-100

QI-105



Hydria alcove



QI-105



Hydria with return panel

SLEEK SEAT

This beautiful bench with clean lines allows a great comfort for the shower. Its floating appearance allows it to fit very well, even with the smallest of showers.



A SOLID WARRANTY

All Oceania products, with the exception of glass shower doors, are designed, manufactured and assembled in the Canadian province of Quebec. That choice results in a very tangible benefit for both you and us: our people work together diligently from design to delivery, with nothing escaping their intense focus on quality control.

The structure and system of the products in our regular lines are covered by a 20-year limited warranty. The Dignité model in the Estime series and Comfort Air™ models are covered by a 5-year limited warranty. The shower doors are covered by a 10-year limited warranty. The bathtub of the Influence series are covered by a 10-year limited warranty.

You can find a complete and exact description of the terms of that warranty on our website: oceania-attitude.com



THE ENVIRONMENT – A RESPONSIBLE ATTITUDE THAT'S EXEMPLARY

Here at Oceania, environmental responsibility is much more than a simple corporate value. For us, it's an urgent necessity.

We have set up very strict policies designed to minimize the environmental impact of our operations and boost the sustainability of resources. Our priority: to ensure we always make the smartest, most responsible choices in respect to the environment.

We are especially proud of our accomplishments and we will not cease to intensify our efforts.

LUCITE
cast acrylic



May water live
May it flow,
soothe and
delight.



oceania[®]
water • attitude

591 Avenue des Entreprises
Thetford Mines, Quebec
Canada G6H 4B2

**Head Office, Order Desk &
Technical Support**

T 1 877 332-4224

F 1 866 460-4334

www.oceania-attitude.com