

M A D E L I

Functional Elegance



X-STONE COUNTERTOPS & WASHBASINS

Behind the **MADELI** Brand

OUR DESIGNS

Functional Elegance...our motto and two words that capture the very essence of MADELI's design philosophy. European influenced, our designs are boldly elegant and stylish, while maximizing the modern functionality demanded by today's educated and discriminating consumers. Our design team, with 50 years of combined experience in market research has brought together the latest consumer trend and elegant, functional designs to make the bathroom one's very own sanctuary.



OUR FURNITURE GRADE QUALITY AND CONSTRUCTION

Our manufacturing philosophy is to use the highest furniture-grade materials and the most reliable brand hardware in the industry today: Blum® and Grasshopper®. Our wood finishes feature furniture grade plywood layered with solid wood veneer inside-out, assembled and then protected by several layers of polyurethane coating for durability, waterproofing and peace of mind for years to come. Soft-closing motion-hardware for doors and for full-extension drawers is a standard feature on all Madeli products. Combining the newest technology standards into its manufacturing processes along with traditional craftsmanship and rigorous inspections, Madeli assures the consumer that only the finest quality products will be delivered to their home.

OUR RELENTLESS COMMITMENT

We are passionately committed to providing innovative, elegant and functional furniture grade quality products. To assure immediate availability, Madeli maintains an extensive inventory of all the products it offers in Miami, Florida for 24/48-hour shipment. We support our commitment with on-time delivery and a dedicated, knowledgeable Customer Care Team.

At Madeli, we guarantee your satisfaction.

Table of Contents

X-Stone Countertops	05
X-Stone Washbasins	08
Ceramic Washbasins	17
Glass Vessels	23
Stone Vessels	35
Accessories	41
Care and Installation Guide	42
Terms	43


X-Stone™ - MADELI's True Solid Surface

After years of research, Madeli is introducing its X-Stone™ Solid Surface Collection of countertops and basins. Manufactured with its exclusive and proprietary blend of solid surface ingredients to achieve a Glossy White finish, X-Stone™ Solid Surface offers superior quality and benefits when compared to most engineered or surface-coated mineral composite products.


Unlike other composite materials which are fabricated with a thin colored polyester cap layered over a polyester/ limestone substrate with hollow and void areas, X-Stone™ is a non-porous and monolithic material. It's solid all the way through and its finish is infinitely renewable if damaged. X-Stone's Glossy White finish is resistant to stain, mold and mildew. It's easy to clean and maintain.

Due to its 65% organic ATH (Aluminum Tri-hydrate) composition, X-Stone™ is fire retardant and 30% lighter than other "less than solid" tops. Its surface is also harder and offers superior scratch resistance.

Madeli X-Stone™ Collection stands by its 10-year Limited Residential Warranty.



X-Stone: Non-porous & solid throughout



Surface coated mineral composite with void areas

Comparative Features	X-Stone	Surface Coated Mineral Composite
Non-Porous	✓	
Solid surface all throughout	✓	
Coated Surface		✓
Fire Retardant	✓	
Surface Hardness and Resistance	Superior	
Stain/Mold/Mildew Resistance	✓	✓
Easy of Maintenance	Superior	
Color Stability	Superior	
Lighter Weight	✓	
10-Year Warranty	✓	

X-Stone™ Vessel Countertops



Is your client looking for a custom countertop solution?




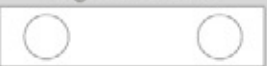
Introducing Madeli's customizable X-Stone™ countertops! Now, you can offer one of Madeli's many vessel options including Glass, Stone, Ceramic or try one of our beautiful new X-Stone™ vessels. Simply combine the vessel of your choice with an X-Stone™ countertop and a Madeli vanity in one of the sizes listed below, and you'll have a complete custom solution that's sure to please.

Customization has never been easier—Here's how it works:

Pick from our large selection of vessels, then find a Madeli vanity that fits your client's needs and taste—it's that simple! X-Stone™ countertops are easy to drill and cut with standard tools, 3/4" thick and available in 18" or 22" depths. Lengths range from 24" to 72"—the perfect fit for a Madeli vanity! X-Stone™ countertops come in White High Gloss finish on one side and Matte White finish on the other for a clean modern look.

Vessel Position:

Choose a width for your countertop that fits your Madeli vanity:

Center 	24"	30"	36"	48"	60"	72"
Right 			36"	48"	60"	72"
Left 			36"	48"	60"	72"
Right and Left 				48"	60"	72"

X-Stone Countertops

Fits all 18" deep vanities

Vanity Collections: Bolano, Palermo, Venasca, Caserta, Genova, Milano, Savona and Sorrento

Component	Description	Unit Price
X-Stone Countertop	<ul style="list-style-type: none"> • X-Stone Countertop - No holes • Requires cut out by on-site installer • In Glossy White or Matte White 	
XTA-1808-24-000-GW	24"W x 18"D x 3/4"H	
XTA-1808-30-000-GW	30"W x 18"D x 3/4"H	
XTA-1808-36-000-GW	36"W x 18"D x 3/4"H	
XTA-1808-48-000-GW	48"W x 18"D x 3/4"H	
XTA-1808-60-000-GW	60"W x 18"D x 3/4"H	
XTA-1808-72-000-GW	72"W x 18"D x 3/4"H	



18" Depth - X-Stone Countertop shown with X-Stone Vessel model XTV-S104-GW



18" Depth - X-Stone Countertop shown with X-Stone Vessel model XTV-V101-GW

Fits all 22" deep vanities

Vanity Collections: Vicenza and Torino

Component	Description	Unit Price
X-Stone Countertop	<ul style="list-style-type: none"> • X-Stone Countertop - No holes • Requires cut out by on-site installer • In Glossy White or Matte White 	
XTA-2208-24-000-GW	24"W x 22"D x 3/4"H	
XTA-2208-30-000-GW	30"W x 22"D x 3/4"H	
XTA-2208-36-000-GW	36"W x 22"D x 3/4"H	
XTA-2208-48-000-GW	48"W x 22"D x 3/4"H	
XTA-2208-60-000-GW	60"W x 22"D x 3/4"H	
XTA-2208-72-000-GW	72"W x 22"D x 3/4"H	



22" Depth - X-Stone Countertop shown with X-Stone Vessel model XTV-F110-GW

X-Stone Washbasins



Top/basin models:

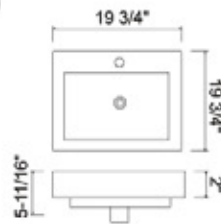
- XTU2015-20-100-WH • No faucet hole
- XTU2015-20-110-WH • Single faucet hole ▶

Description:

- Solid surface
- Glossy White
- With overflow

Available Accessories:

- Drain (see page 41)



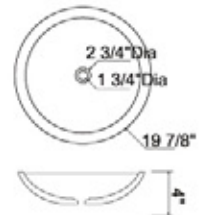
◀ **Model: XTV-R102-GW**

Description:

- Solid surface round basin
- Glossy White
- No overflow
- Fits 22" deep vanities

Available Accessories:

- Drain (see page 41)



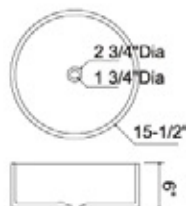
Model: XTV-R106-GW ▶

Description:

- Solid surface round basin
- Glossy White
- No overflow
- Fits 18" & 22" deep vanities

Available Accessories:

- Drain (see page 41)



Note: Some vessels might require a wall-mounted faucet.

X-Stone Top/Basins

Top/basin models:

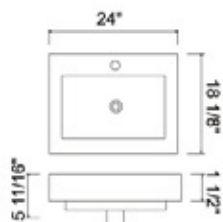
- XTU1815-24-100-WH • No faucet hole
- XTU1815-24-110-WH • Single faucet hole ▶
- XTU1815-24-130-WH • 8" widespread

Description:

- Solid surface
- Glossy White
- With overflow

Available Accessories:

- Drain (see page 41)



Top/basin models:

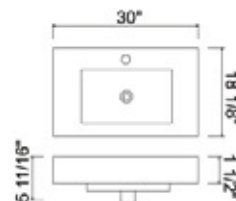
- XTU1815-30-100-WH • No faucet hole
- XTU1815-30-110-WH • Single faucet hole ◀
- XTU1815-30-130-WH • 8" widespread

Description:

- Solid surface
- Glossy White
- With overflow

Available Accessories:

- Drain (see page 41)



Top/basin models:

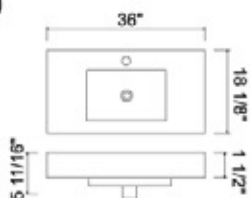
- XTU1815-36-100-WH • No faucet hole
- XTU1815-36-110-WH • Single faucet hole ▶
- XTU1815-36-130-WH • 8" widespread

Description:

- Solid surface
- Glossy White
- With overflow

Available Accessories:

- Drain (see page 41)



Note: Some vessels might require a wall-mounted faucet.

Top/basin models:


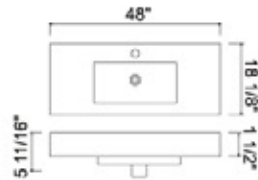
- XTU1815-48-100-WH • No faucet hole
- XTU1815-48-110-WH • Single faucet hole ▶
- XTU1815-48-130-WH • 8" widespread

Description:

- Solid surface
- Glossy White
- With overflow

Available Accessories:

- Drain (see page 41)



Top/basin models:

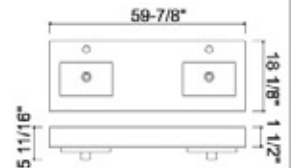
- ◀ XTU1815-60-200-WH • No faucet hole
- XTU1815-60-210-WH • Single faucet hole
- XTU1815-60-230-WH • 8" widespread

Description:

- Solid surface
- Glossy White
- With overflow

Available Accessories:

- Drain (see page 41)



Top/basin models:


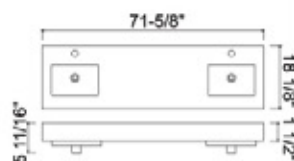
- XTU1815-72-200-WH • No faucet hole
- XTU1815-72-210-WH • Single faucet hole ▶
- XTU1815-72-230-WH • 8" widespread

Description:

- Solid surface
- Glossy White
- With overflow

Available Accessories:

- Drain (see page 41)



Note: Some vessels might require a wall-mounted faucet.

X-Stone Top/Basins

Top/basin models:

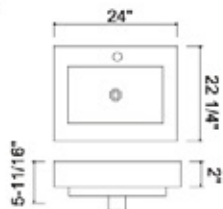
- XTU2220-24-100-WH • No faucet hole
- XTU2220-24-110-WH • Single faucet hole ▶
- XTU2220-24-130-WH • 8" widespread

Description:

- Solid surface
- Glossy White
- With overflow

Available Accessories:

- Drain (see page 41)



Top/basin models:

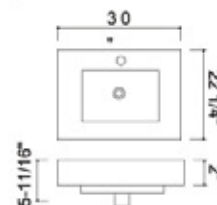
- XTU2220-30-100-WH • No faucet hole
- XTU2220-30-110-WH • Single faucet hole ◀
- XTU2220-30-130-WH • 8" widespread

Description:

- Solid surface
- Glossy White
- With overflow

Available Accessories:

- Drain (see page 41)



Top/basin models:

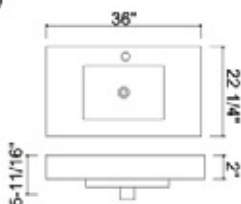
- XTU2220-36-100-WH • No faucet hole
- XTU2220-36-110-WH • Single faucet hole ▶
- XTU2220-36-130-WH • 8" widespread

Description:

- Solid surface
- Glossy White
- With overflow

Available Accessories:

- Drain (see page 41)



Note: Some vessels might require a wall-mounted faucet.

Top/basin models:


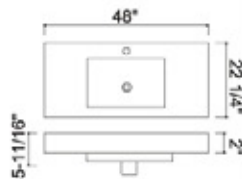
- XTU2220-48-100-WH • No faucet hole
- XTU2220-48-110-WH • Single faucet hole ▶
- XTU2220-48-130-WH • 8" widespread

Description:

- Solid surface
- Glossy White
- With overflow

Available Accessories:

- Drain (see page 41)



Top/basin models:

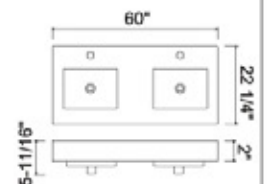
- ◀ XTU2220-60-200-WH • No faucet hole
- XTU2220-60-210-WH • Single faucet hole
- XTU2220-60-230-WH • 8" widespread

Description:

- Solid surface
- Glossy White
- With overflow

Available Accessories:

- Drain (see page 41)



Top/basin models:


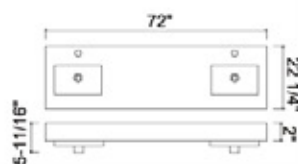
- XTU2220-72-200-WH • No faucet hole
- XTU2220-72-210-WH • Single faucet hole ▶
- XTU2220-72-230-WH • 8" widespread

Description:

- Solid surface
- Glossy White
- With overflow

Available Accessories:

- Drain (see page 41)



Note: Some vessels might require a wall-mounted faucet.

X-Stone Vessels

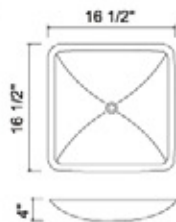
Model: XTV-S103-GW ▶

Description:

- Solid surface basin
- Glossy White
- No overflow
- Fits 18" & 22" deep vanities

Available Accessories:

- Drain (see page 41)



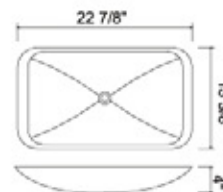
◀ Model: XTV-S104-GW

Description:

- Solid surface basin
- Glossy White
- No overflow
- Fits 18" & 22" deep vanities

Available Accessories:

- Drain (see page 41)



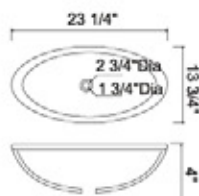
Model: XTV-V101-GW ▶

Description:

- Solid surface basin
- Glossy White
- No overflow
- Fits 18" & 22" deep vanities

Available Accessories:

- Drain (see page 41)



Note: Some vessels might require a wall-mounted faucet.

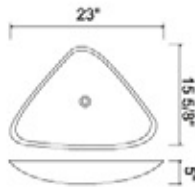
Model: XTV-F111-GW ▶

Description:

- Solid surface basin
- Glossy White
- No overflow
- Fits 18" & 22" deep vanities

Available Accessories:

- Drain (see page 41)



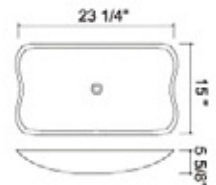
◀ Model: XTV-F110-GW

Description:

- Solid surface basin
- Glossy White
- No overflow
- Fits 18" & 22" deep vanities

Available Accessories:

- Drain (see page 41)



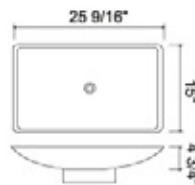
Model: XTV-F108-GW ▶

Description:

- Solid surface basin
- Glossy White
- No overflow
- Fits 18" & 22" deep vanities

Available Accessories:

- Drain (see page 41)



Note: Some vessels might require a wall-mounted faucet.

X-Stone Washbasins


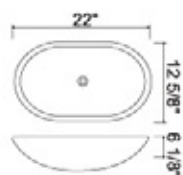
Model: XTV-F132-GW ▶

Description:

- Solid surface basin
- Glossy White
- No overflow
- Fits 18" & 22" deep vanities

Available Accessories:

- Drain (see page 41)



Top/basin models:

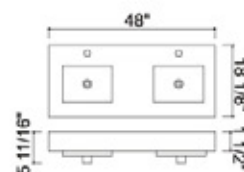
- XTU1815-48-200-WH • No faucet hole
- ◀ XTU1815-48-210-WH • Single faucet hole

Description:

- Solid surface
- Double bowl
- Glossy White
- With overflow

Available Accessories:

- Drain (see page 41)



Note: Some vessels might require a wall-mounted faucet.

Ceramic Vessel Collection



Ceramic Washbasins

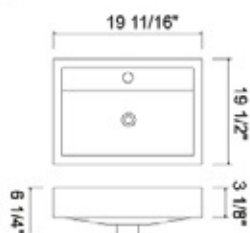
Model: CB-7120-WH ▶

Description:

- Semi-recess square ceramic basin
- Single faucet hole
- With overflow
- White

Available Accessories:

- Drain (see page 41)



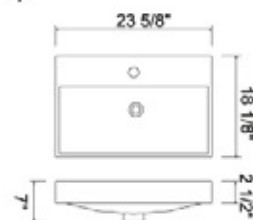
Model: CB-7124-WH/BI ◀

Description:

- Semi-recess rectangular ceramic basin
- Single faucet hole
- With overflow
- White or Biscuit

Available Accessories:

- Drain (see page 41)



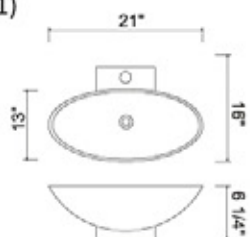
Model: CB-2382-WH ▶

Description:

- Above counter oval shape ceramic basin
- Single faucet hole
- With overflow
- White

Available Accessories:

- Drain (see page 41)



Model: CB-8124-WH ▶

Description:

- Semi-recess rectangular ceramic basin
- Single faucet hole
- With overflow
- White

Available Accessories:

- Drain (see page 41)



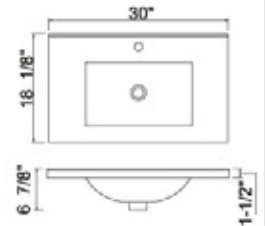
◀ Model: CB-8130-WH

Description:

- Semi-recess rectangular ceramic basin
- Single faucet hole
- With overflow
- White

Available Accessories:

- Drain (see page 41)



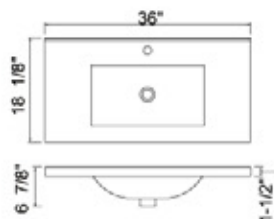
Model: CB-8136-WH ▶

Description:

- Semi-recess rectangular ceramic basin
- Single faucet hole
- With overflow
- White

Available Accessories:

- Drain (see page 41)



Ceramic Washbasins

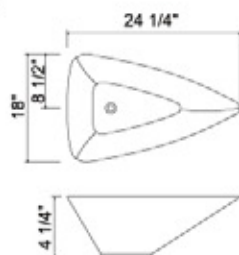
Model: CB-8570-WH ▶

Description:

- Above counter triangle shape ceramic basin
- White
- No overflow

Available Accessories:

- Drain (see page 41)



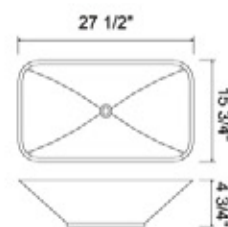
◀ **Model: CB-8600-WH**

Description:

- Above counter rectangular ceramic basin
- White
- No overflow

Available Accessories:

- Drain (see page 41)



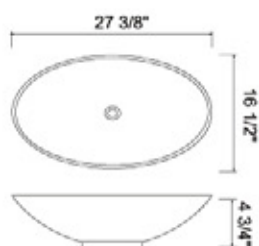
Model: CB-8610-WH ▶

Description:

- Above counter oval shape ceramic basin
- White
- No overflow

Available Accessories:

- Drain (see page 41)



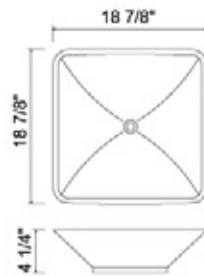
Model: CB-8550-WH ▶

Description:

- Above counter square shape ceramic basin
- White
- No overflow

Available Accessories:

- Drain (see page 41)



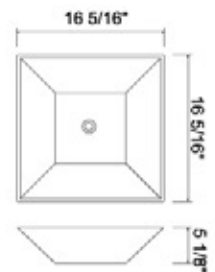
◀ **Model: CB-33-WH**

Description:

- Above counter square shape ceramic basin
- White
- No overflow

Available Accessories:

- Drain (see page 41)



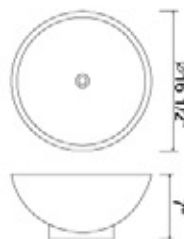
Model: CB-805-WH ▶

Description:

- Above counter round shape ceramic basin
- White
- With overflow

Available Accessories:

- Drain (see page 41)



Ceramic Washbasins

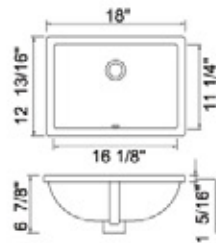
Model: CB-1813-WH ▶

Description:

- Under mount rectangular shape ceramic basin
- With overflow
- White

Available Accessories:

- Drain (see page 41)



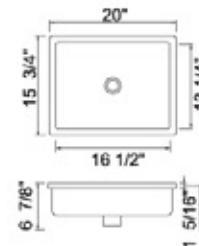
◀ **Model: CB-2015-WH**

Description:

- Under mount rectangular shape ceramic basin
- With overflow
- White

Available Accessories:

- Drain (see page 41)



MODEL:

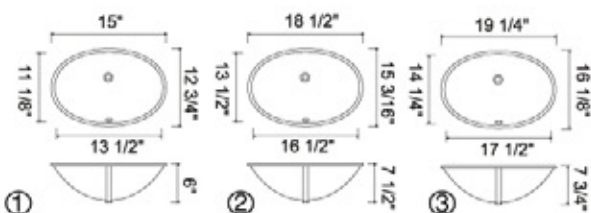
- ① CB-15-WH
- ② CB-16-WH/BI ▶
- ③ CB-19-WH/BI

Description:

- Under mount oval shape ceramic basin
- With overflow

Available Accessories:

- Drain (see page 41)



Glass Vessel Collection



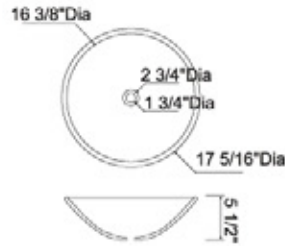
Glass Vessels

Molfetta - Model: MGE-16002 ▶

Description: 12 mm round tempered artistic carved and painted glass vessel

Suggested Accessories:

Push-button umbrella drain no-overflow: 91008
 Mounting ring: MR-001
 (see page 41)

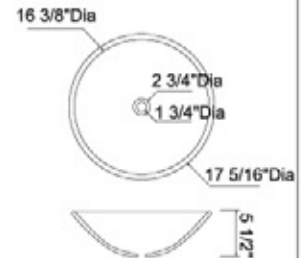


◀ Ercolano - Model: MGE-16004

Description: 12 mm round tempered artistic carved and painted glass vessel

Suggested Accessories:

Push-button umbrella drain no-overflow: 91008
 Mounting ring: MR-001
 (see page 41)



Rovigo - Model: MGE-16006 ▶

Description: 19 mm oval tempered artistic carved and painted glass vessel

Suggested Accessories:

Push-button umbrella drain no-overflow: 91008
 Mounting ring: MR-001
 (see page 41)

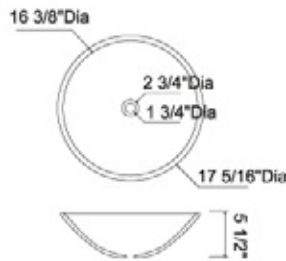


Parma - Model: MGE-16008 ▶

Description: 12 mm round tempered artistic carved and painted glass vessel

Suggested Accessories:

Push-button umbrella drain no-overflow: 91008
Mounting ring: MR-001
(see page 41)

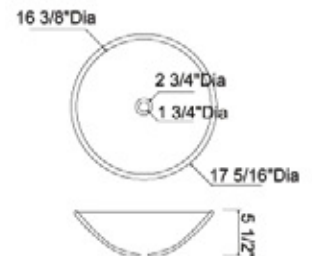


◀ Scandicci - Model: MGE-16010

Description: 12 mm round tempered artistic carved and painted glass vessel

Suggested Accessories:

Push-button umbrella drain no-overflow: 91008
Mounting ring: MR-001
(see page 41)

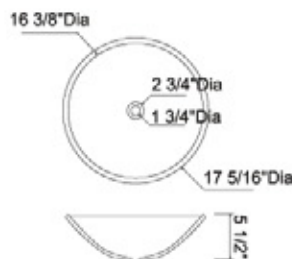


Scafati - Model: MGE-16012 ▶

Description: 12 mm round tempered artistic carved and painted glass vessel

Suggested Accessories:

Push-button umbrella drain no-overflow: 91008
Mounting ring: MR-001
(see page 41)



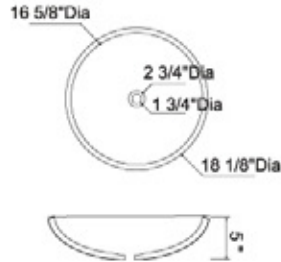
Glass Vessels

Rho - Model: MGE-16014 ▶

Description: 19 mm round tempered artistic carved and painted glass vessel

Suggested Accessories:

Push-button umbrella drain no-overflow: 91008
 Mounting ring: MR-001
 (see page 41)

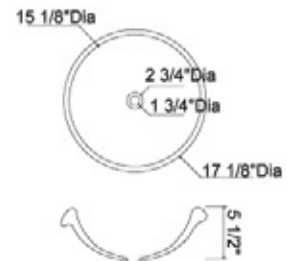


◀ Marsala - Model: MGE-16016

Description: 25 mm round tempered artistic layered glass vessel

Suggested Accessories:

Push-button umbrella drain no-overflow: 91008
 Mounting ring: MR-001
 (see page 41)

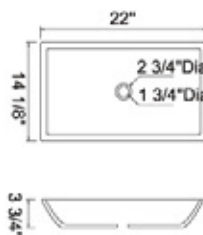


Collegno - Model: MGE-16018 ▶

Description: 12 mm rectangular tempered artistic and layered glass vessel

Suggested Accessories:

Push-button umbrella drain no-overflow: 91008
 (see page 41)

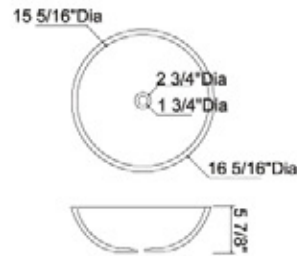


Capaccio - Model: MGE-15040 ▶

Description: 12 mm wrinkle round tempered artistic and layered glass vessel

Suggested Accessories:

Push-button umbrella drain no-overflow: 91008
 Mounting ring: MR-001
 (see page 41)

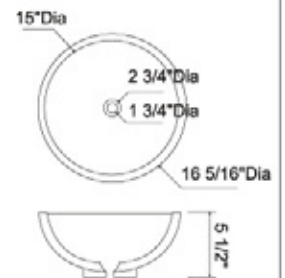


◀ Gela - Model: MGE-15042

Description: 12 mm round tempered artistic and layered glass vessel

Suggested Accessories:

Push-button umbrella drain no-overflow: 91008
 (see page 41)

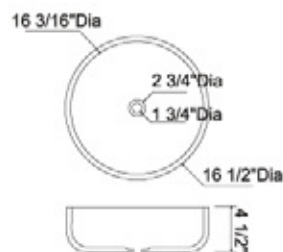


Genoa - Model: MGE-15044 ▶

Description: 17 mm round tempered artistic and layered glass vessel

Suggested Accessories:

Push-button umbrella drain no-overflow: 91008
 (see page 41)



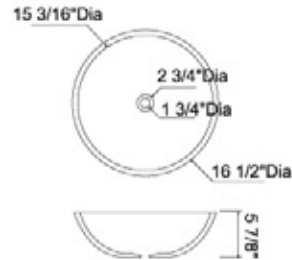
Glass Vessels

Sassari - Model: MGE-15048 ▶

Description: 17 mm round tempered artistic and layered glass vessel

Suggested Accessories:

Push-button umbrella drain no-overflow: 91008
Mounting ring: MR-001
(see page 41)

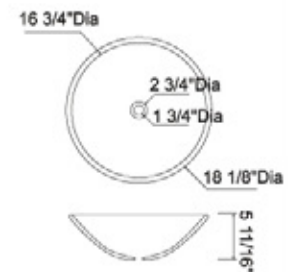


◀ Ravenna - Model: MGE-15050

Description: 17 mm round tempered artistic and layered glass vessel

Suggested Accessories:

Push-button umbrella drain no-overflow: 91008
Mounting ring: MR-001
(see page 41)

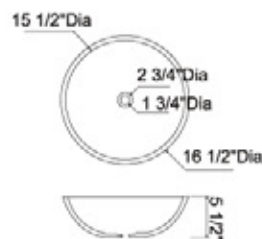


Prato - Model: MGE-15052 ▶

Description: 12 mm round tempered glass double foil artistic glass vessel

Suggested Accessories:

Push-button umbrella drain no-overflow: 91008
Mounting ring: MR-001
(see page 41)

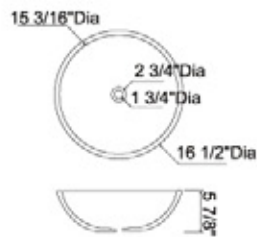


Livorno - Model: MGE-15054 ▶

Description: 17 mm round tempered glass green & black double layered glass vessel

Suggested Accessories:

Push-button umbrella drain no-overflow: 91008
Mounting ring: MR-001
(see page 41)

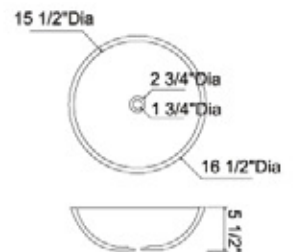


◀ Brescia - Model: MGE-15056

Description: 12 mm round tempered glass flower artistic hand-painting layered glass vessel

Suggested Accessories:

Push-button umbrella drain no-overflow: 91008
Mounting ring: MR-001
(see page 41)

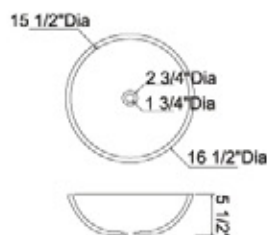


Cagliari - Model: MGE-15058 ▶

Description: 12 mm round tempered glass double foil layered artistic glass vessel

Suggested Accessories:

Push-button umbrella drain no-overflow: 91008
Mounting ring: MR-001
(see page 41)



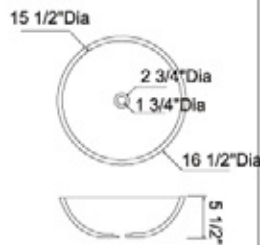
Glass Vessels

Foggia - Model: MGE-15060 ▶

Description: 12 mm round tempered glass shell artistic hand-painting layered glass vessel

Suggested Accessories:

Push-button umbrella drain no-overflow: 91008
Mounting ring: MR-001
(see page 41)

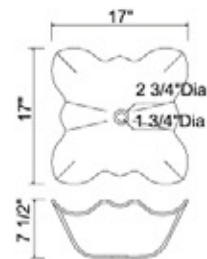


◀ Capri - Model: MGE-15066

Description: 12 mm wrinkle square tempered artistic glass natural clear glass vessel

Suggested Accessories:

Push-button umbrella drain no-overflow: 91008
Mounting ring: MR-001
(see page 41)

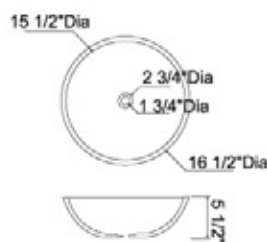


Cesena - Model: MGE-15070 ▶

Description: 12 mm round tempered glass double foil layered artistic glass vessel

Suggested Accessories:

Push-button umbrella drain no-overflow: 91008
Mounting ring: MR-001
(see page 41)

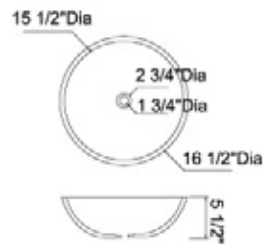


Portici - Model: MGE-15074 ▶

Description: 12 mm round tempered glass antique bronze layered artistic hand-painting glass vessel

Suggested Accessories:

Push-button umbrella drain no-overflow: 91008
Mounting ring: MR-001
(see page 41)

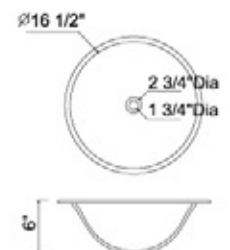


◀ Vittoria - Model: MGE-15076

Description: 12 mm cone tempered glass artistic volcano double foil layered glass vessel

Suggested Accessories:

Push-button umbrella drain no-overflow: 91008
Mounting ring: MR-001
(see page 41)

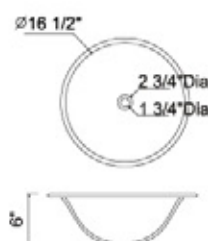


Vallettri - Model: MGE-15078 ▶

Description: 12 mm cone tempered glass artistic emerald double foil layered glass vessel

Suggested Accessories:

Push-button umbrella drain no-overflow: 91008
Mounting ring: MR-001
(see page 41)



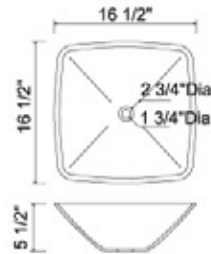
Glass Vessels

Andria - Model: MGE-15080 ▶

Description: 12 mm square tempered glass artistic tanzanite double foil layered glass vessel

Suggested Accessories:

Push-button umbrella drain no-overflow: 91008
 Mounting ring: MR-001
 (see page 41)

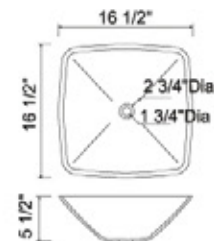


◀ Fano - Model: MGE-15082

Description: 12 mm square tempered glass artistic brown double foil layered glass vessel

Suggested Accessories:

Push-button umbrella drain no-overflow: 91008
 Mounting ring: MR-001
 (see page 41)

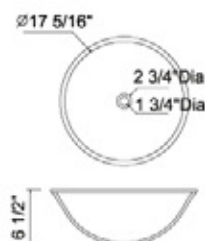


Crotone - Model: MGE-15084 ▶

Description: 17 mm cone tempered glass natural clear glass vessel

Suggested Accessories:

Push-button umbrella drain no-overflow: 91008
 Mounting ring: MR-001
 (see page 41)

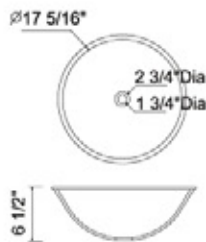


Legnano - Model: MGE-15086 ▶

Description: 17 mm cone tempered glass clear black glass vessel

Suggested Accessories:

Push-button umbrella drain no-overflow: 91008
Mounting ring: MR-001
(see page 41)

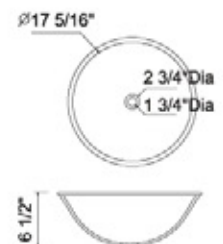


◀ Treviso - Model: MGE-15090

Description: 17 mm cone tempered glass natural artistic engraved layered glass vessel

Suggested Accessories:

Push-button umbrella drain no-overflow: 91008
Mounting ring: MR-001
(see page 41)

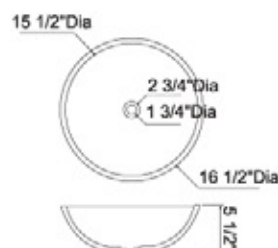


Cosimo - Model: MGE-05026 ▶

Description: 12 mm round tempered glass hand-painting artistic fish glass vessel

Suggested Accessories:

Push-button umbrella drain no-overflow: 91008
Mounting ring: MR-001
(see page 41)



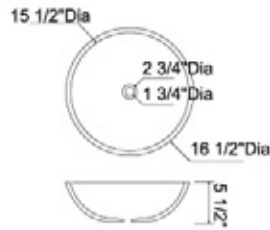
Glass Vessels

Amalfi - Model: MGE-05035-1-A ▶

Description: 12 mm round tempered artistic glass vessel

Suggested Accessories:

Push-button umbrella drain no-overflow: 91008
 Mounting ring: MR-001
 (see page 41)

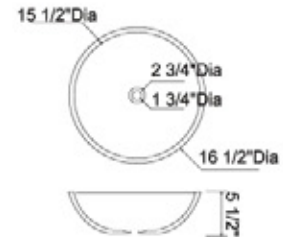


◀ Verona - Model: • MGE-05004-1-C • Clear Glass • MGE-05004-7-C • Clear Black

Description: 12 mm round tempered glass vessel

Suggested Accessories:

Push-button umbrella drain no-overflow: 91008
 Mounting ring: MR-001
 (see page 41)



Aversa - Model: • MGE-05009-1-C • Clear Glass ▶ • MGE-05009-1-F • Frosted Glass

Description: 12 mm waived tempered glass vessel

Suggested Accessories:

Push-button umbrella drain no-overflow: 91008
 Mounting ring: MR-001
 (see page 41)



Stone Vessel Collection



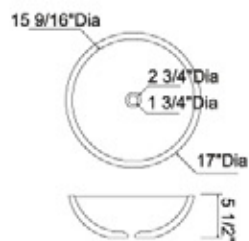
Stone Vessels

Ancona-Round - Model: MSV-204 ▶

Description: Yellow onyx round marble stone vessel

Suggested Accessories:

Push-button umbrella drain no-overflow: 91008
(see page 41)

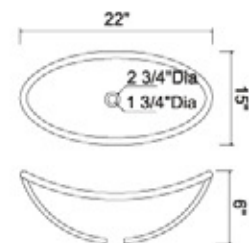


◀ Ancona-Oval - Model: MSV-204-OV

Description: Yellow onyx oval marble stone vessel

Suggested Accessories:

Push-button umbrella drain no-overflow: 91008
(see page 41)

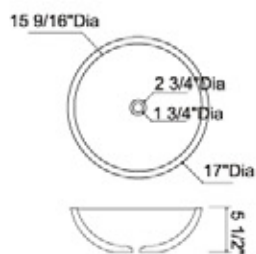


Dante-Round - Model: MSV-218 ▶

Description: Green onyx round marble stone vessel

Suggested Accessories:

Push-button umbrella drain no-overflow
(see page 41)

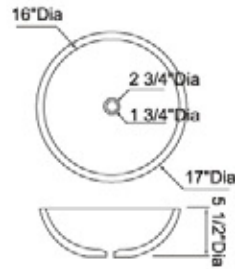


Vencelli-Round - Model: MSV-236 ▶

Description: White onyx round marble stone vessel

Suggested Accessories:

Push-button umbrella drain no-overflow: 91008
(see page 41)

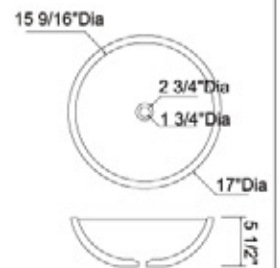


◀ Botanic-Round - Model: MSV-211

Description: Round coffee marble stone vessel

Suggested Accessories:

Push-button umbrella drain no-overflow: 91008
(see page 41)

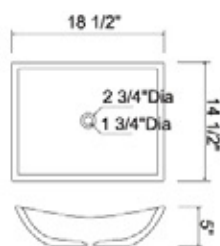


Botanic-Rectangular - Model: MSV-211-SQ-D ▶

Description: Rectangular coffee marble stone vessel

Suggested Accessories:

Push-button umbrella drain no-overflow: 91008
(see page 41)



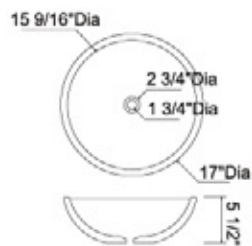
Stone Vessels

Bengamo-Round - Model: MSV-217 ▶

Description: Cream Marfil round marble stone vessel

Suggested Accessories:

Push-button umbrella drain no-overflow: 91008
(see page 41)

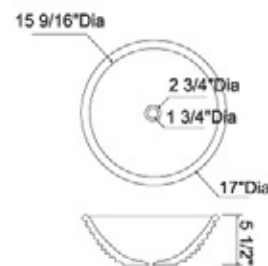


◀ Bengamo-Rustic - Model: MSV-217-1

Description: Cream Marfil stone vessel. Naturally carved on the outside and polished in the inside

Suggested Accessories:

Push-button umbrella drain no-overflow: 91008
(see page 41)

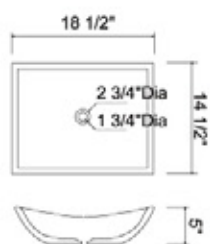


Bengamo-Rectangular - Model: MSV-217-SQ-D ▶

Description: Cream Marfil rectangular marble stone vessel

Suggested Accessories:

Push-button umbrella drain no-overflow: 91008
(see page 41)

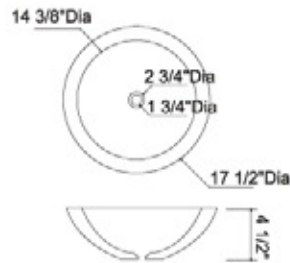


Bergamo-Beveled - Model: MSV-217-BV ▶

Description: Cream Marfil round and beveled marble stone vessel

Suggested Accessories:

Push-button umbrella drain no-overflow: 91008 (see page 41)


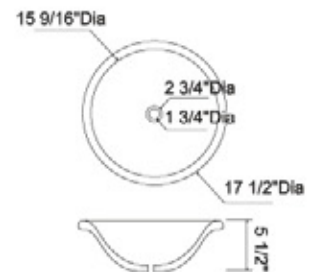


◀ Bergamo-Cone - Model: MSV-217-CN

Description: Cream Marfil cone marble stone vessel

Suggested Accessories:

Push-button umbrella drain no-overflow: 91008 (see page 41)



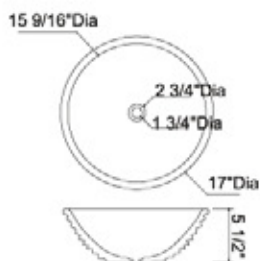
Stone Vessels

Zen Black Rustic - Model: MSV-229-1 ▶

Description: Black granite stone vessel. Naturally carved on the outside and polished in the inside

Suggested Accessories:

Push-button umbrella drain no-overflow: 91008 (see page 41)

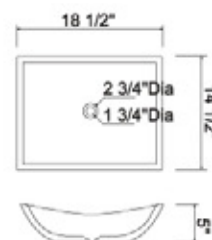


◀ Zen Black Rectangular - Model: MSV-229-SQ-S

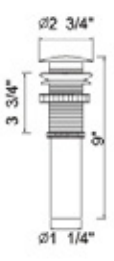



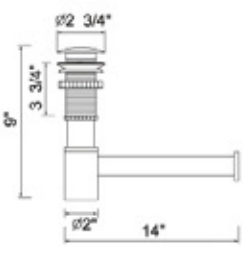

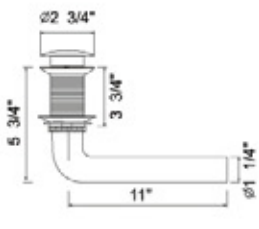

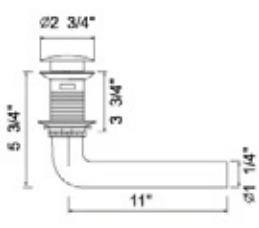

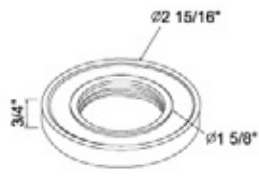

Description: Black granite rectangular stone vessel

Suggested Accessories:

Push-button umbrella drain no-overflow: 91008 (see page 41)



Drains and Mounting Ring

Spec	Picture	Item	Description	Unit Price (ea.)
		91008-PC	Push-button umbrella drain without overflow.	
		91008-BN	Polished Chrome	
		91008-ORB	Brushed Nickel Oil Rub Bronze	
		91009-PC	Push-button umbrella drain with overflow.	
		91009-BN	Polished Chrome	
		91009-ORB	Brushed Nickel Oil Rub Bronze	
			Push-button umbrella drain includes P-trap.	
			No Overflow	
		91016-PC	Polished Chrome	
		91016-BN	Brushed Nickel	
		91016-ORB	Oil Rub Bronze	
			With Overflow	
91017-PC	Polished Chrome			
91017-BN	Brushed Nickel			
91017-ORB	Oil Rub Bronze			
			Push-button umbrella drain without overflow - 90°.	
		91021-PC	Polished Chrome.	
		91021-BN	Brushed Nickel	
91021-ORB	Oil Rub Bronze			
			Push-button umbrella drain with overflow- 90°.	
		91022-PC	Polished Chrome.	
		91022-BN	Brushed Nickel	
91022-ORB	Oil Rub Bronze			
		MR-001-PC	Mounting Ring used for all above counter Glass Vessels	
		MR-001-BN	Polished Chrome.	
		MR-001-ORB	Brushed Nickel	
			Oil Rub Bronze	

Care and Installation Guide

Madell's X-Stone™ Solid Surface Care Guide for Glossy & Matte White Finish

X-Stone™ countertops, top/basins and vessels are made of a monolithic, non-porous and solid all-the-way-through material whose surface is easy to maintain and infinitely renewable if damaged.

Everyday Care

X-Stone™ can be routinely cleaned with a damp soft cloth or paper towel and ordinary soap or mild household liquid detergents. Formula 409® or other commercially available solid surface cleaners will remove most basic residues or stains. To prevent hard water marks or dull surfaces, always rinse and dry the surface thoroughly after cleaning. For a final touch, you may apply Countertop Magic® cleanser (www.magicamerican.com) available at any hardware store or supermarket. Wipe away excess cleanser with a soft cloth. Do not use strong acid or alkaline drain cleaners.

Stubborn Stains and Minor Scratches

Different cleaning techniques are required to remove stubborn stains and minor scratches depending on the type of finish.

Matte Finish is X-Stone's low or no-sheen finish offered on one side of the countertops. Scrub in a small circular motion with a gray # 7448 Scotch-Brite® hand pad or damp sponge and an abrasive cleaner such as Soft Scrub®, Bon Ami®, Comet® or Ajax®. Then rinse and towel dry thoroughly.

Glossy White is X-Stone's higher and reflective sheen found on countertops, top/basins and vessels. To remove stubborn stains, spray a non-abrasive cleaner such as Formula 409® over the stain and wait for a couple of minutes. Then scrub in a small and overlapping circular motion with a wet sponge. Do not use abrasive cleansers, pads or steel wool. To enhance the visual color clarity and hide minor scuffs, apply Countertop Magic® cleanser (www.magicamerican.com) available at any hardware store or supermarket. Wipe away excess cleanser with a soft cloth or paper towel. To remove scratches, polish the surface sequentially with 800/1500/2000 grit sandpaper and water, using small and overlapping circular motions. Dry the water off with a clean and dry soft cloth. Then polish the area using a microfiber auto or soft cloth and a mild compound such as 3M Perfect-it™ or Meguiar's® Ultimate Compound. Then complete the procedure by applying a commercially available car wax such as Meguiar's® Cleaner Wax or Turtle Wax®. Should there be a variation with the surface finish, proceed with waxing over the entire surface. For a final touch, you may apply Countertop Magic® cleanser (www.magicamerican.com), available at any hardware store or supermarket. An X-Stone™ Solid Surface Home Care Kit is available from Madell.

Preventing Damage

Heat

X-Stone™'s surface is heat resistant but it is recommended to minimize direct heat exposure to the surface by not placing hot appliances such as hot curling irons directly on the surface.

Harsh materials

Accidental spills or splatters from harsh materials should be wiped off immediately and then rinsed with water. Harsh materials include drain or toilet bowl cleaners, rust or varnish removers, paint solvents, lacquer thinner and products containing acetone like nail polish removers.

Cutting and Drilling Guide

X-Stone™ Solid Surface can be easily drilled and cut to fit wall-to-wall openings with standard tools:

- **Drilling:** Use Milwaukee Bi-Metal Hole Saws for drain and faucet holes.
- **Cutting:** Use Fine Finish Circular Saw Blades. (7-1/4" with 60 teeth or 10" with 80 teeth)

2014 COUNTERTOP, TOP/BASIN & WASHBASIN TERMS AND CONDITIONS CONTINENTAL UNITED STATES

Prices: Prices are F.O.B Miami, Florida and are exclusive of any shipping. Prices and specifications are subject to change without prior notice.

Terms: Net 30 Days.

Minimum order: There is no minimum order and no handling fee applied to orders.

Freight: Please refer to the respective 2014 Regional Freight Programs for flat rate schedule. Residential drop shipments will incur residential freight surcharges. Most orders will ship within 24-48 hours of purchase order receipt. Changes in order will delay the shipping an additional 24 hours. Rush orders (Next day, 2nd day, 3rd day) must be received by 11 am EST to be processed the same day.

Damage or Loss: Madeli's responsibility ends at the time the merchandise is handed to the carrier in its original condition. Damaged and lost merchandise should be noted on the shipping documents and a claim made immediately to the carrier.

Claims and Returns: Inspection of goods received is the customer's responsibility. All claims must be made within five (5) days after receipt of goods. Return of goods must be approved by Madeli's Customer Service dept. A 25% restocking charge may be applicable. All requests for return of merchandise after 90 days from date of Invoice are subject to a 50% restocking charge. We reserve the right to refuse returns after 6 months from date of Invoice. A copy of the original invoice or a copy of the issued RGA must accompany the returned goods. The merchandise must be returned in its original packaging, otherwise there will be a \$25 repackaging fee. All returns must be made freight prepaid by sender. Product damaged during the return due to lack of proper packaging will not be credited.

Limited Warranty: Madeli-USA LLC guarantees all products to be free of defects in materials and workmanship for one (1) year from the original date of purchase. X-Stone Solid Surface comes with a 10-year limited residential warranty against defects from the original date of purchase. This warranty extends to the original purchaser. If a product fails due to defects in material or workmanship during the warranty period, Madeli-USA LLC will repair or replace it at its sole discretion. Madeli's liability is limited to the replacement of defective goods and Madeli will not be liable for labor charges or freight costs incurred in connection with replacement of a product or for any other consequential damages.

Exclusion from Warranty:

1. Damage resulting from abuse, improper use, negligence or accident during or after the installation of a Madeli's product.
2. Defects resulting from any modification or improper installation.
3. Color variations in Glass Vessels.
4. Irregularities of Hand Crafted Stone: Due to the natural variance inherent in the marble/natural granite and the process of carving by hand from a single block of natural stone, you can expect small difference in color and size, as well as irregularity such as areas of enhanced coloration, minor pitting, and veining which add to the individual character of each basin.

Care and Maintenance: Spills on granite and marble vessels should be wiped clean immediately to avoid staining.

Terms, Conditions and Specifications are subject to change without prior notice.

The Functional Elegance of **MADELI**



MADELI-USA LLC

8800 NW 13 Terrace
Building 103
Miami, FL 33172 USA
Tel: 305-718-8817
Toll Free: 800-819-6988
Fax: 305-718-8477
E-mail: info@madeli.com
madeli.com



DPHA
Decorative Plumbing
& Hardware Association

2014



madeli.com