

mti

BOUTIQUE COLLECTION



soakers

air baths

sinks

shower bases





Art is the tangible expression of imagination and skill combined to create an experience and evoke a response. Presenting the Boutique Collection from MTI.

Inspired designs formed and *handcrafted by artisans*. Striking vessels that enable water's power to sustain, heal and renew. Sculptured forms that epitomize the extraordinary.

The Boutique Collection from MTI. Defining the *Bath as Art*.[®]

hydrotherapy	2 - 3
tubs and sinks	4 - 27
engineering features	28 - 30
shower bases	31
tubs and sinks at-a-glance	32
who we are	33
artists and artisans	34 - 35

HYDROTHERAPY



soaking baths

A simple soaking bath relieves and relaxes, using only the water's buoyancy and warmth.

Designed for the utmost comfort, the interiors of MTI tubs foster rest.

air baths

Air baths provide a soothing massage that revitalizes and rejuvenates.

Millions of tiny bubbles rise from the tub's floor to envelop the bather with an overall effect of well-being.

juliet with integrated pedestal
and slotted overflow.

Model # 185 72" x 36" x 32"



Design Patent Pending



Juliet's form moves with you.



At this angle Juliet's asymmetrical design creates
the infinity symbol.



As your viewing angle changes, Juliet's shape changes to your eyes.



elise 4 with integrated pedestal and slotted overflow.
Model # 193 73" x 37" x 25"



elise 1 Model # 115 73" x 37" x 24" with bathroom table.
Model # TABLE 22" h x 27" w at bottom / 18" w at top



elise 5 with integrated pedestal and slotted overflow.
Model # 194 63" x 32" x 22"



elise 3 with optional pedestal. Model # 128 62" x 36" x 26"
also shown: elise sink MTCS-715 22" x 14"



elise 2 Model # 116 63" x 32" x 21"



elise 6 with integrated pedestal and slotted overflow.
Model # 195 62" x 36" x 26"



alissa 4 with integrated pedestal and slotted overflow.
Model # 196 73" x 37" x 24"



alissa 5 with integrated pedestal and slotted overflow.
Model # 197 63" x 32" x 21"



alissa 6 with integrated pedestal and slotted overflow.
Model # 198 62" x 36" x 23"



alissa 3 with optional pedestal. Model # 127 61" x 36" x 24"
also shown: alissa sink MTCS-716 21" x 14"



alissa 1 Model # 125 72" x 37" x 21"



alissa 2
Model # 126 61" x 32" x 18"



savoy 1 Model # 148 65" x 34" x 32"

savoy 1 with optional pedestal.
Model # 148 65" x 34" x 35"



savoy 2 with integrated pedestal
and slotted overflow.
Model # 199 65" x 34" x 34"

lydia 2 with integrated pedestal
and slotted overflow.

Model # 189 66" x 32" x 22"

also available in this style:

lydia 3 # 200 56" x 31" x 22"



alissa sink MTCS-716 21" x 14"



alissa SR sink MTCS-717 23" x 14"



lydia 1 Model # 124 56" x 31" x 20"

elena 1 with optional pedestal.
Model # 140 66" x 32" x 25"



elena 2 Model # 141 66" x 32" x 22"




elise SR sink MTCS-714 22" x 14"



luna sink MTCS-720 14"
also available in this style: luna 2 sink MTCS-721 16"

akana
Model # 131 66" x 38" x 22"



akana sink MTCS-719 24" x 18"



akana XL sink MTCS-736 36" x 19"



st. tropez sink MTCS-711 36" x 16"

adrian with optional pedestal.
Model # 149 68" x 36" x 26"



adrian Model # 149 68" x 36" x 23"



adrian SR sink MTCS-737 24" x 18"



wymara sink MTCS-712 20" x 16"

addison 2 with optional pedestal.
Model # 160 66" x 32" x 25"
also shown: addison sink
MTCS-739 26" x 16"



addison 1 Model # 150 66" x 36" x 23"



addison SR sink MTCS-740 22" x 15"

intarcia with pedestal.
Model # 137B 67" x 40" x 24"



MQ



intarcia Model # 137A 67" x 40" x 20"



intarcia with inverted pedestal. Model # 137C
67" x 40" x 25"

intarcia sink MTCS-734 18" x 18"





petra
Model # 130 63" x 32" x 21"
also shown: petra sink
MTCS-730 22" x 14"



petra SR sink MTCS-731 22" x 14"



petra double SR sink MTCS-733 48" x 14"
also available in this style: petra double sink
MTCS-732 48" x 14"



petra with optional pedestal. Model # 130 63" x 32" x 24"

maddux 1
Model # 161 66" x 32" x 22"

also available in this style:
maddux 2 # 162 60" x 33" x 21"



wymara double sink MTCS-713 36" x 16"



petra counter-sink™ MTCS-800-L36
The first in a series of one-piece units that can be customized
in width, depth and sink position.



metro sink MTCS-700 22" x 17"




metro double sink MTCS-701 37" x 18"

ENGINEERING FEATURES

MTI's Boutique Collection expresses MTI's commitment to art: vessels that are beautiful in their form and effective in their function. Products purposefully designed to create a unique experience. And all are handcrafted in the USA.

Following is detailed information on the Boutique Collection: technical explanations; features and construction; and the benefits resulting from MTI's thoughtful engineering and handcrafted manufacturing process. For the art of the Boutique Collection also lies in what is *not* visible.



Top material sample shows Boutique Collection construction, which is solid through-and-through, with no layers, hollow or void areas. Competitor sample is underneath.

Standard Features and Benefits of Boutique Collection Tubs, Sinks and Shower Bases

- Constructed using MTI's Engineered Solid Stone™ material, or "ESS", a mixture of ground natural minerals and binding agents that are liquefied, poured and then hardened.
- The result is molded stone.
- Approximately 65% of the material is organic, including stone and minerals mined from the earth.
- In contrast to some composite material products on the market, MTI Boutique Collection products are solid through-and-through, with no layers, hollow or void areas, requiring no type of surface coating.
- This material is non-porous, stain-, mold- and mildew-resistant, making cleaning and maintenance easy.

Additionally, all Boutique shower bases ...

- Are multiple-threshold design with hidden drain.
- Have tile flange(s) included to facilitate installation.
- Are pre-leveled and include a foam base, minimizing the need for bedding compound.

Boutique Collection Tubs Are Available in Either of Two Hydrotherapy Experiences

- Simple soaking bath
- Air bath

Boutique Soaking Bath Description & Benefits


- A simple soaking bath is the most fundamental form of hydrotherapy.
- No jets of any kind are used.
- The buoyancy created by water reduces gravity's effects on the body.
- Soaking in warm water fosters deep relaxation by quieting the body, dilating blood vessels and increasing blood circulation.

Boutique Air Bath Description & Benefits

- Air baths provide a light full-body massage to relax and revitalize.
- Millions of tiny air bubbles cling to the skin, increasing blood circulation.
- Air bath therapy produces an effect of well-being throughout the whole body by stimulating the production of our natural analgesic hormones known as endorphins.
- Because of the stimulating but non-aggressive action of thermo-air massage, people of various ages can enjoy and benefit from this therapy.

How Boutique Air Baths Work

- A blower that generates millions of tiny air bubbles released through 20 barely visible "illusion" air jets in the bottom area of the tub.
- The air jets are installed flush in the tub floor and carefully located for maximum comfort and therapy.
- The bubbles caress the body as they move toward the surface of the water and revitalize the bather with a light, full-body massage to achieve the effects described above.
- A floating, waterproof remote control allows adjustment of the speed and intensity of the air massage from soft and caressing to more vigorous.
- You can also select the wave effect, which alternates the speed between strong and soft to create a very efficient lymphatic massage.



ENGINEERING FEATURES CONTINUED

Why Boutique Air Baths Are the Best Choice

Boutique air baths are engineered to deliver the *full benefits* of air bath massage with *completely hygienic* operation through attentive engineering to several key areas:



Close-up of air jet in tub floor.

- Position of air jets
 - Air holes are positioned for maximum therapy on the floor of the tub, so that as the air is forced out and rises straight upward, there is optimum opportunity for the upward-traveling air streams to come in contact with as much of the body's skin as possible to generate the desired effect and yield the maximum therapeutic benefit.
- Delivery of air to the jets
 - The blower generates the forced air, which is distributed through a manifold with discreet air lines to the jets, permitting optimum uniformity of air force to the various jet locations at the bottom of the bath tub for maximum therapy.



Break-away view of jet housing.

- Built-in hygienic features
 - Proprietary air jet housings contain check valves, which allow the air to be output through the jets, but prevent water from returning into the air lines.
 - A 1-minute automatic purge cycle activates 7 minutes after the water has drained out of the tub, removing any tiny amount of water that may be in the top portion of the jet nozzle.

To learn the full story of MTI's superior air bath systems and how MTI compares to others, go to MTI's website at mtibaths.com/air-baths to access a comprehensive white paper entitled, "Air Baths: Fact and Fiction".

Shower Bases

Shown to the right is a shower base from the Boutique Collection complemented by a custom shower enclosure. Boutique Collection shower bases are constructed of the same Engineered Solid-Stone material as the tubs and sinks, and all are handcrafted in the USA. All models feature a concealed end drain and are of low-profile, multiple-threshold design for versatile installation, great looks and easy entrance. Five sizes are available.

Shower Base Sizes

MTSB-SS4832HD 48" x 32"

MTSB-SS6032HD 60" x 32"

MTSB-SS6036HD 60" x 36"

MTSB-SS6636HD 66" x 36"

MTSB-SS7236HD 72" x 36"



High-Flow Tub Filler




Traditional design.



Contemporary design.

Teak Products



MTI offers a fine line of genuine teak products for the bathroom. Shown here is one of the shower seats available, which can be easily folded up when not in use.

Award-Winning Design (Lydia 1)

lydia 1
Model #124
55.875" x 31.25" x 19.5"
p 13

lydia 3*
Model #200
55.875" x 31.25" x 22.25"
p 12

maddux 2
Model #162
60.25" x 32.5" x 20.5"
p 26

Award-Winning Design

petra
Model #130
62.625" x 32.25" x 21"
pp 24-25

alissa 2
Model #126
61.375" x 32" x 18"
p 9

alissa 5*
Model #197
63" x 32" x 20.5"
p 8

Award-Winning Design (Alissa 3)

alissa 3
Model #127
61" x 35.5" x 21"
p 8

alissa 6*
Model #198
62.25" x 35.875" x 23.25"
p 8

elise 2
Model #116
63" x 32" x 20.625"
p 6b

elise 5*
Model #194
63" x 32" x 22"
p 6b

Award-Winning Design (Elise 3)

elise 3
Model #128
62.25" x 35.875" x 23.25"
p 6b

elise 6*
Model #195
62.25" x 35.875" x 25.5"
p 6c

Award-Winning Design (Savoy 1)

savoy 1
Model #148
63" x 34.25" x 31.5"
p 10

savoy 2*
Model #199
65" x 34.25" x 34.25"
p 11

Award-Winning Design (Elena 1)

elena 1
Model #140
66" x 31.75" x 21.75"
Features a rounded rim.
p 14

elena 2
Model #141
66" x 31.75" x 21.75"
Features a flat rim.
p 15

addison 1
Model #150
66.125" x 36.125" x 23.25"
p 21

addison 2
Model #160
65.5" x 32" x 22.25"
p 20

akana
Model #131
65.625" x 37.875" x 21.5"
p 16

lydia 2*
Model #189
65.5" x 31.75" x 21.5"
p 12

maddux 1
Model #161
68" x 32" x 22"
p 26

intarcia
Model #137A
67" x 40" x 19.5"
p 23

intarcia with pedestal
Model #137B
67" x 40" x 24.25"
p 22

intarcia with inverted pedestal
Model #137C
67" x 40" x 24.75"
p 23

adrian
Model #149
68" x 36.25" x 23"
pp 18-19

Award-Winning Design (Alissa 1)

alissa 1
Model #125
71.5" x 37.25" x 21"
p 8

alissa 4*
Model #196
72.875" x 37" x 23.5"
p 7

juliet*
Model #185
72" x 35.875" x 31.5"
pp 4-5

elise 1
Model #115
72.875" x 37" x 23.5"
p 6b

elise 4*
Model #193
72.875" x 37" x 25.25"
p 6a

TUB OPTIONS



floor-mounted high-flow tub filler
Choose from contemporary or traditional design. Fill rate of 15 gallons per minute at 45 psi. Includes hand-held shower with independent valve.



faucet stand
Two sizes available, manufactured from ESS. Designed to accommodate various faucet & hand shower configurations.



bathroom table
Constructed of ESS material. Ideal for placement of bathroom accessories.

Profile view of a new model featuring integrated slotted overflow and pedestal.



elise 4 - Model #193

Oval / Round

Award-Winning Design

elise
MTCS-715
22.25" x 14" x 6.5"
p 6b

elise sr*
MTCS-714
22.25" x 14" x 3"
p 15

alissa
MTCS-716
21.375" x 13.625" x 4.875"
pp 8, 13

Award-Winning Design

alissa sr*
MTCS-717
22.5" x 14" x 2"
p 13

luna
MTCS-720
13.75" x 3.75"
p 15

Rectangular / Square

luna 2
MTCS-721
15.875" x 5.375"
p 15

metro†
MTCS-700
22.125" x 17.25" x 4.5"
p 27

metro double†
MTCS-701
37.25" x 17.5" x 4.5"
p 27

wymara
MTCS-712
19.875" x 15.875" x 4.625"
p 19

wymara double
MTCS-713
35.5" x 15.75" x 4.625"
p 27

petra
MTCS-730
22" x 14.25" x 5.125"
p 24

petra sr*
MTCS-731
22" x 14.25" x 2.5"
p 25

petra double
MTCS-732
47.5" x 14" x 5.125"
p 25

Award-Winning Design

petra double sr*
MTCS-733
47.5" x 14" x 2.5"
p 25

addison
MTCS-739
25.75" x 16" x 4"
p 20

addison sr*
MTCS-740
22.375" x 15.125" x 3"
p 21

akana†
MTCS-719
24.25" x 18.375" x 3.125"
p 17

Award-Winning Design

akana xl†
MTCS-736
36" x 18.5" x 3.125"
p 17

st. tropez
MTCS-711
35.5" x 15.875" x 4.375"
p 17

Other Shapes

Award-Winning Design

adrian sr*†
MTCS-737
23.75" x 17.625" x 3"
p 19

intarcia
MTCS-734
18" x 18" x 8"
p 23

* - semi-recessed
† - available in varying heights

Counter-Sink



petra counter-sink™
MTCS-800
p 27
Available bowl locations: center, double, left- or right-hand. Various sizes from 24" - 72".

WHO WE ARE

WE ARE NOT YOUR ORDINARY COMPANY. WE ARE EMPLOYEE-OWNED.

AND WHILE WE HAVE RECEIVED OVER 50 AWARDS FOR DESIGN EXCELLENCE AND PRODUCT INNOVATION,

OUR FOCUS IS ON PEOPLE – THOSE WHO BUY AND SELL OUR PRODUCTS,

AND OUR OWN PEOPLE WHO MAKE THEM.

WE OFFER SUPERIOR QUALITY PRODUCTS HANDCRAFTED BY ARTISANS IN SUGAR HILL, GA USA.

WE EMBRACE A LIFE-ATTITUDE OF THANKFULNESS AND GIVING BACK.

THE WOODWARD MILL HOUSE

PICTURED HERE IS OUR DESIGN CENTER. WE LIKE TO THINK OF IT AS OUR HOME.

A RELAXING COMFORTABLE ENVIRONMENT TO FOSTER INSPIRATION AND COMMUNICATION ...

... WHERE WE TEST NEW IDEAS AND PRODUCTS, AND INVITE FRIENDS TO EXPERIENCE THEM.

VISIT US ON MTIBATHS.COM TO LEARN MORE ABOUT US AND OUR PRODUCTS, AS WELL AS FIND THE

MTI DEALERS NEAREST YOU.

THANK YOU FOR CONSIDERING MTI!



ARTISTS AND ARTISANS

Some work with a brush, while others with a torch, chisel or drill. Whether their medium is acrylic or stone, pixels or canvas, artists are committed to stimulating our senses and stirring our emotions. MTI's passion for design excellence handcrafted by artisans naturally fosters an appreciation for other artists and their work, regardless of the medium. This passion also motivates MTI to embrace the arts and collaborate with artisans to enrich the lives of all.

This brochure includes work from the hands of artists in various media. And like MTI all are in the USA. We recognize and value their contribution.



As President of MTI Baths, Russell has not only designed many of the company's most successful products, but he has also been the driving force behind expanding the company's product lines.

Since 1999, MTI has won over 50 awards for design excellence and product innovation. Russell was the designer for most of these products. A graduate of the University of Georgia Franklin School of Arts and Sciences, his cutting edge talent led him to conceive the Boutique Collection and bring the production of Engineered Solid-Stone products to the company in 2007, making MTI one of the first manufacturers in the USA. Russell's hands-on experiences in manufacturing combined with his design sensibilities and unique talents have resulted in a superb product offering.



MTI is proud to include in its Boutique Collection exciting Engineered Solid Stone products designed by Matthew Quinn, one of the nation's leading experts in kitchen and bath design. These new products represent a collaborative effort between the imagination of an extremely talented kitchen and bath designer and the expertise of an award-winning manufacturer.

Matthew's success is largely due to his design philosophy of *simplicity as the ultimate sophistication* and the expert execution of his design concepts. Holding degrees in interior design from American Intercontinental University and chemistry from the University of Florida, he has been a major force in the design community for more than 16 years and has garnered numerous design awards. See more of Matthew's work at matthewquinncollection.com.



Internationally renowned sculptor Gwen Marcus has exhibited throughout the United States and Europe, and her work is included in many important collections worldwide. Gwen has been praised for her sensitivity and comprehension of the human form, and she has received many honors and commissions, among them the highly regarded Gold Medal of Honor from the Allied Artists of America. Based in New York City, Gwen is a fellow and board member of the National Sculpture Society.

MTI is honored to feature Gwen's sculpture "After the Bath" on the front and back covers of this brochure. Available on gwenmarcus.com as a sculpture measuring 20"h x 9"w x 13"d, "After the Bath" may be commissioned in life-size form as shown on these covers.



Michelle Y. Williams is a Houston-based creator, explorer, humanitarian and artist. The imagination of her work is evoked through multiple channels, including canvas, wood, metal, plexiglass and clay. Yet, it is an absence of negativity and cynicism which sustain the heart of her creations: a mélange of interwoven spirit and gratitude. MTI is pleased to include two of Michelle's paintings on the covers of this brochure.

Taking lessons from her own experiences, those of quiet struggle, of booming joy, of unaccustomed life, she translates her passion, releasing the possibility of emotion for the seer. Michelle's talent is represented nationally in galleries throughout Chicago, Atlanta, Los Angeles, New York, San Francisco and beyond. To view more of Michelle's work, go to michelleywilliams.com or jerrypair.com.




Audrey G. Newsome is an Atlanta-born interior designer with over 25 years of experience in the field of design. Her work can be seen in a wide range of venues from private residences and multi-family dwellings to historical homes and commercial interiors.

As a design consultant for MTI, Audrey has contributed in many areas including exhibit designs for national shows, the interior design of MTI's Woodward Mill House and, most recently, the design of MTI's Juliet tub. Her design approach is uniquely focused, infusing the living space with the soul of the inhabitants. Audrey creates environments that defy time, embrace the past and look to the future. Her philosophy is that good design extends beyond appearances to lasting relations.

MTI wants to celebrate and recognize fellow artists whose work enriches our lives and our lifestyles. Visit mtibaths.com/artists to view some truly unique works of art and learn about their creators.



800.783.8827
mtibaths.com/boutique
Made in Sugar Hill, GA 

© Copyright 2013 by MTI Baths, Inc.
Modification Rights Reserved. 1113


FSC
www.fsc.org
MIX
Paper from
responsible sources
FSC® C010364

